



**CARMEL CONVENT
SCHOOL
Holiday Homework
Class 1st A&B**

SUBJECT: ENGLISH

1. Make a chart of Neighborhood places and number them ordinal form.

www.funfonix.com

Pronouns Worksheet

Q. Fill in the blanks with correct pronouns.

She	He	They
-----	----	------

1.  _____ is playing.

2.  _____ are friends.

3.  _____ is packing.

4.  _____ is string.

5.  _____ is speaking.

www.funfonix.com

3.

Pronoun Worksheet 3

Parents, help your child to:

1. Read each sentence
2. Using the picture as a guide, circle the correct pronoun

He/She is kicking the ball.



This is my/their hat.



It/They are dancing.



You/It is a blue bag.



He/She is standing up.



I/It is eating grass.



SUBJECT: EVS WORKSHEETS

1.



Name: _____

Grade: 1

Good habits and Safety rules

1. Fill in the blanks with the correct words.

- a. We _____ (should / should not) play with switches and wires.
- b. We _____ (should / should not) cross the road at a zebra crossing.
- c. We _____ (should / should not) play with knives.

2. Tick things that are safe to play with, and cross out unsafe ones.



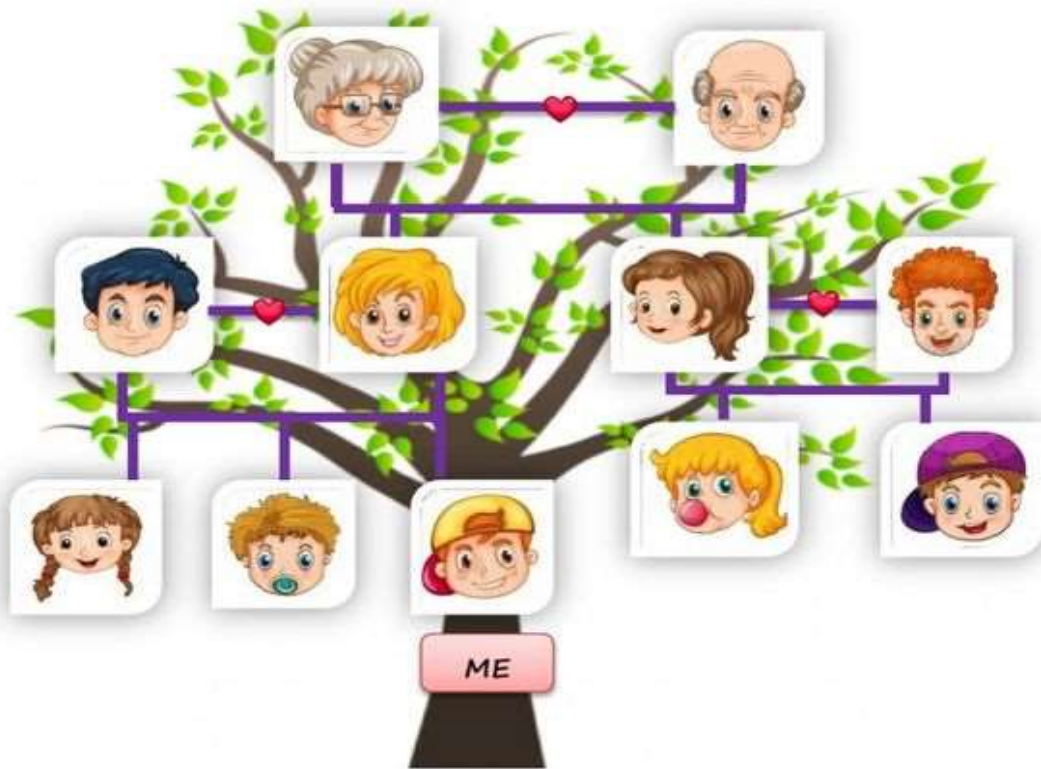
3. Match the following.

a. Red light	1. Wait
b. Green light	2. Healthy and fit
c. Zebra crossing	3. Stop
d. Rest and exercise	4. to cross the road








THE FAMILY

1-LOOK AT THE FAMILY TREE.



2 -CHOOSE THE CORRECT OPTION

-  THIS IS MY _____
-  THIS IS MY _____
-  THIS IS MY _____
-  THIS IS MY _____
-  THIS IS MY _____

-  THIS IS MY _____
-  THIS IS MY _____
-  THIS IS MY _____
-  THIS IS MY _____
-  THIS IS MY _____

1.



Ordinal Numbers Worksheets

Color the objects corresponding to the given positions

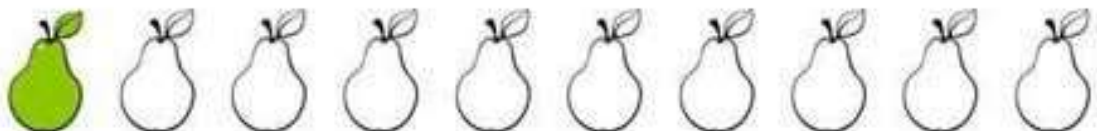
1. Colour 1st, 4th, 5th, 7th and 8th apples



2. Colour 2nd, 3rd, 5th, 7th and 9th oranges



3. Colour 1st, 3rd, 5th, 7th and 10th pears



4. Colour 2nd, 3rd, 6th, 8th and 10th watermelon slices



10. Colour 1st, 3rd, 5th, 7th and 9th lemons




Ordinal Numbers


Q) Write 1st, 2nd, 3rd, 4th and 5th under the correct pictures. Then, fill in the blanks in the sentence below.



1. The  is in the _____ place.

2. The  is in the _____ place.

3. The  is in the _____ place.

4. The  is in the _____ place.

5. The  is in the _____ place.


SUB: HINDI WORKSHEETS

1.

उ की मात्रा के शब्द

© copyright: studynotes.com

उ की मात्रा वाले शब्दों को ढूँढो।
(उदाहरण: कुत्ता, बुद्ध, उड़ना)



डि + म + उ + ा + ई = _____



डि + क + ल + ा + ब = _____



डि + स + त + ि + र = _____



ब + ा + डि + र + श = _____



त + डि + क + य + ा = _____

2.

इ की मात्रा

किसी भी विकल्प सही शब्द में नीला समाय

	थकिया	तकिया	तकीया
	चीड़ीया	छिड़िया	चिड़िया
	किसान	निशान	कीसान
	वमान	वीमान	विमान
	नरयल	नारीयल	नारियल

NOTE:

- 1. Reading of newspaper is mandatory for all. It helps to improve reading and increase vocabulary.**
- 2. Reading of one page of Book 1 daily.**

SUB: ART & CRAFT

- ⇒ **Make a collage & photo frame (use creativity)**

SUB: #MUSIC#

- Paste and label any ten pictures of music instruments.
On Chart.

##GAMES ##

- ⇒ **Do exercise and yoga at least 20 minutes per day to stay fit and healthy.**
- ⇒ **Balancing exercise.**
- ⇒ **Jumping and stretching etc.**
- ⇒ **Skipping at home.**
- ⇒ **Meditation.**

Kindly note Dear students whenever you do any sports activity or yoga postures, then you will tag the school by clicking its pictures and uploading on Face book.



Develop Reading Habit:

Children who read achieve better in school. Reading promotes achievement in all subjects, not just English. Children who are good readers tend to achieve better across the curriculum. After all, practice makes perfect in almost everything humans do, and reading is no different.

We wish you all the best for your vacation.

Name: _____
















Roll No.:

_____ Class: I

Sec: _____

PARTS OF A COMPUTER

A. Recognize and circle the correct devices

Mouse			
Keyboard			
Monitor			
Speakers			
Cabinet			

B. Look , recollect my name and Spell me:~



--	--

--	--	--	--	--	--	--	--	--	--



--	--	--	--	--	--	--	--	--	--

--	--	--	--	--	--	--	--

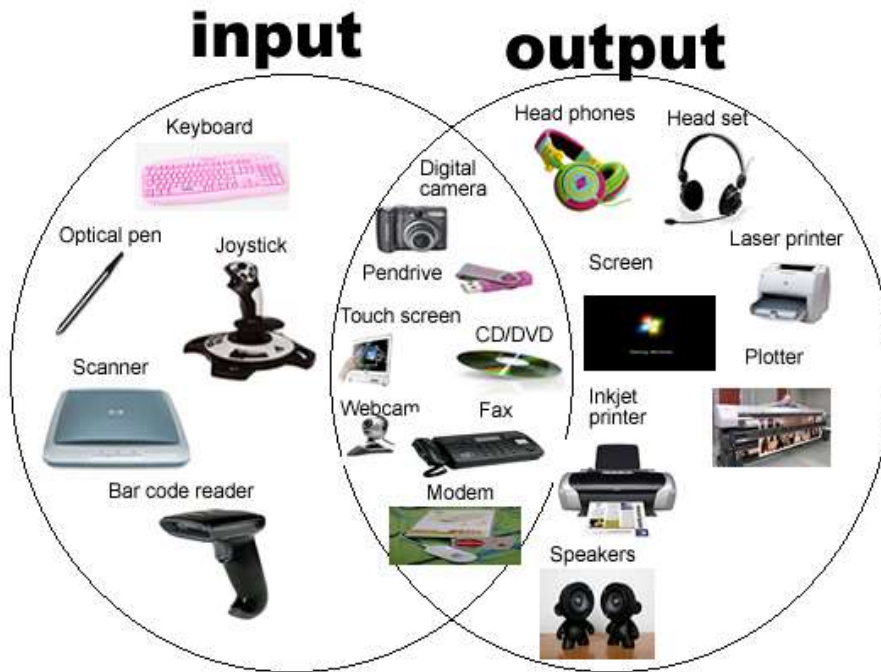


--	--	--	--	--	--	--	--

--	--	--	--	--	--	--	--	--	--	--	--	--

Note: Learn these spellings

C. Find the following input output devices of computer in the below given grid:



D. Connect these computer parts appropriately to make a computer system.




E. Label all these parts of a computer system.



F. Which parts of the computer are similar to you?

Computer parts

Human parts




G. Fill in the blanks from the choices:

Speakers, CPU, keyboard, mouse, monitor

1. The _____ controls the computer.
2. The _____ shows what is being done on the computer.
3. A computer plays music through _____.
4. We can move the pointer on the screen () using the _____.
5. We can enter letters and numbers into the computer using the _____.

H. Complete this grid:



Across

2. An input device which allows you to control a game.
5. Input device which allows you to input audio.
6. Combines microphone and headphones to input and output audio data.
7. Allows you to produce a 'hard copy'.
9. Input device which allows you to input drawings
10. A input device which is used to enter text.
11. Input device controlled by fingers or stylus.

Down

1. Allows just one person to hear audio output.
3. Can be a peripheral or inbuilt device allowing you to hear
4. Pointing and inputting device.
8. Used to input visual data.



Happy Holidays