

Holidays are a well deserved opportunity to relax and rewind by indulging in activities that are pleasurable at the same time educative. It is a sincere request to all to complete holiday assignment on time. Engage yourself whole heartedly as you will learn a lot through it.

HERE ARE FEW TIPS FOR YOU TO FOLLOW:-

- Revise the entire syllabus done in the class. **Homework should be done in a separate three in one note book in your handwriting.**
- **Do any one activity from each subject.**
- Get up early in the morning and pray.
- Keep your room clean and well organised.
- Assign a permanent place and work time.
- Play indoor games.
- Help your mother, do small household work like dusting, serving water, watering plants and so on.

NOTE:-

METHOD OF SUBMISSION –

1. MAKE A PDF OF YOUR HANDWRITTEN WORK.

2. SEND THE VIDEOS, PHOTOS OR PDF TO THE CONCERED (SUBJECT) TEACHERS EMAIL ID.

Activity 1

You have read interesting stories in your Hindi book. Choose your favourite story and retell the same in English. You can narrate the story as an audio file with voice modulation and sound effect or as video using props of your choice. Please narrate the story in Hindi and then translate in English.

Activity 2

Use an **online dictionary** to find the meaning of these words of Indian origin.
Bungalow, Scented, Jute, Brink, Cheetah, Shampoo, Delicious, Strobe

Method of submission- A4 sheet and send to the teacher's mail ID.

Activity -3

Choose an idea from the following. Write a short story on it. Make sure that your story has a beginning, middle and an end. Remember to give it a title.

- a) What a summer vacation!
- b) Learning to swim
- c) A great place to go!
- d) My best birthday ever!

SST / SCIENCE

Activity 1 – Garden Recycling

Plants are our best friends. Use empty plastic bottles and waste materials at home to create any tool or thing used in the garden.

A) Self watering plant- These self watering not only help to save water by minimizing water wastage but also help to provide the plant with adequate moisture.

B) Bottle planters for the herbs – You can use seeds of coriander, Basil etc.

C) Water cans using plastic bottles or cans, flower pots, hanging planters.

Activity 2 -

Paste one picture each of plant growing in the following areas and write its adaptive features:-

- | | |
|-----------------------|---------------------------|
| a) Hilly areas | c) Swampy and marshy area |
| b) Hot and damp areas | d) Desert |

Paste one picture each of the given animals and write their adaptive features:

- | | |
|---------------|--------------|
| a) Camel | c) Porcupine |
| b) Polar bear | d) Fish |

Activity -3

Your father has asked you to choose any one place for vacation.

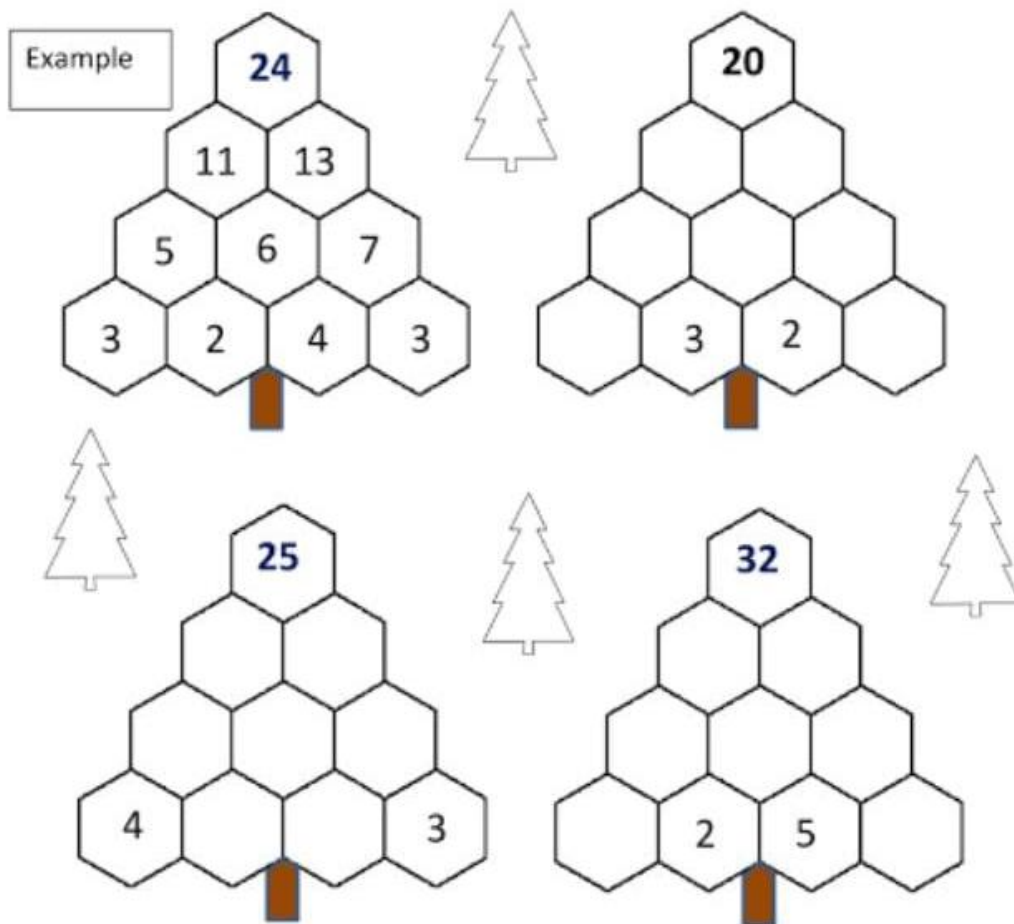
- Rajasthan
- Lansdowne
- Andaman and Nicobar Islands

Search all the necessary details about these places and prepare a travel itinerary to convince your father about your choice. (SST lesson no.5 activity)

MATHS

Puzzle-1 - Tree Adding

- Each number is the total of the two numbers below it.
- Find a solution for each of the trees below! There are many possibilities!
- The first tree has been completed for you.



Example

Tree 1: Total 24. Base: 3, 2, 4, 3. Row 2: 5, 6, 7. Row 3: 11, 13.

Tree 2: Total 20. Base: 3, 2. Row 2: (empty), (empty), (empty).

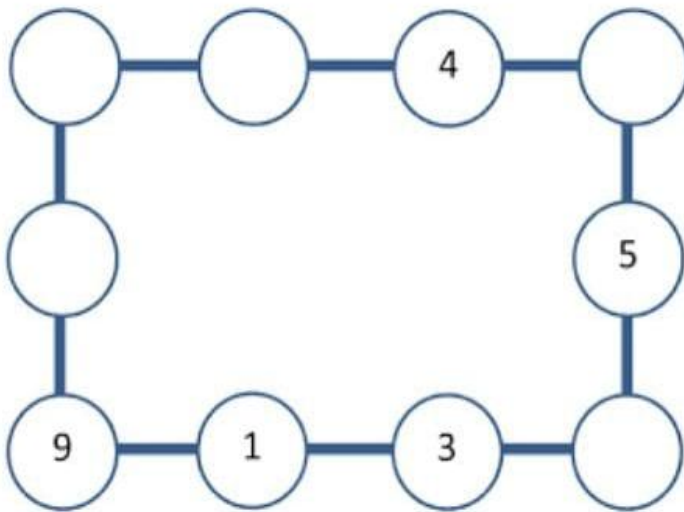
Tree 3: Total 25. Base: 4, (empty), (empty), 3. Row 2: (empty), (empty), (empty), (empty).

Tree 4: Total 32. Base: 2, 5. Row 2: (empty), (empty), (empty), (empty).

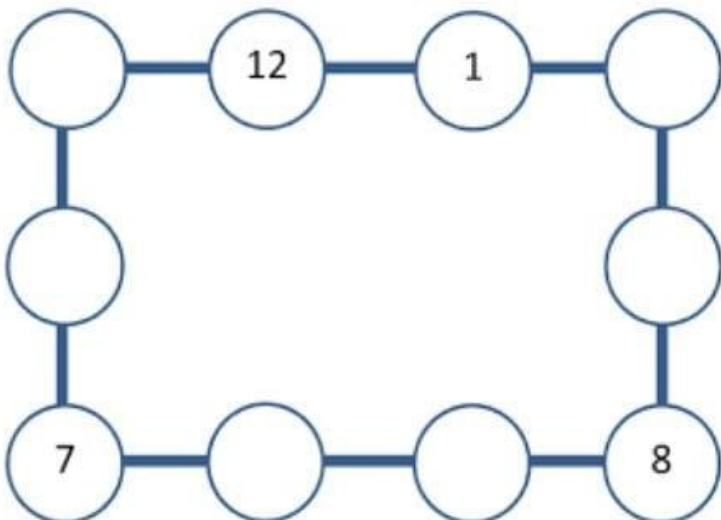
Puzzle-2 - Rectangular Puzzle

Fill in the Missing Numbers in the two rectangular puzzles below.
Each missing number is between 1 and 12

a) Make each side of the rectangle a total of 20

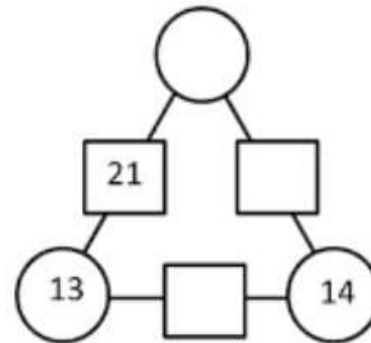
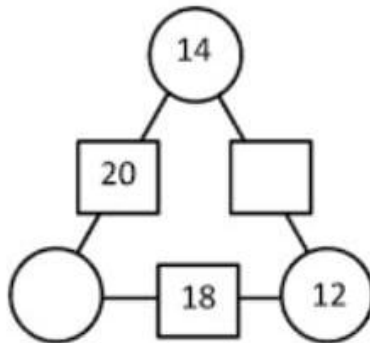
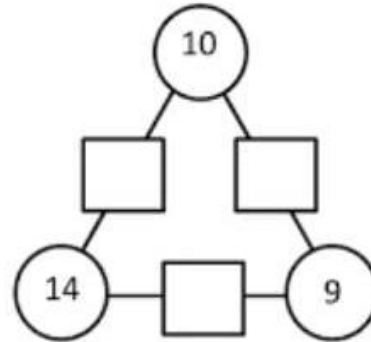
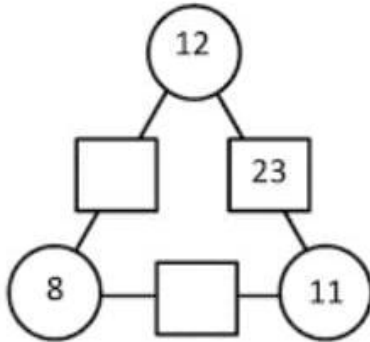


b) Make each side of the rectangle a total of 22



Puzzle-3 Triangle Puzzle

The numbers in the circles added together makes the number in the linking rectangle. Find the missing numbers in this puzzle.



HINDI

प्रश्न 1: A4 साइज़ पेपर पर एक कोलाज बनाइए जिसमें उन स्वतंत्रता सेनानियों की तसवीरें हों जिन्होंने देश के लिए अपना सर्वस्व न्योछावर कर दिया ।

प्रश्न 2: विभिन्न पेड़ों की पत्तियों को इकट्ठा करके एक चार्ट पर लगाइए और उनके नाम लिखिए।

प्रश्न 3: एक आकर्षक प्रकृति का चित्र बनाकर उस पर आधारित एक कविता चार्ट पेपर पर लिखिए।

Extra Work:-

1. व्याकरण के पाठ-13 (शब्द-सागर)में से निम्नलिखित को याद करें।

- 10 विलोम शब्द)नया से दुःख तक(
- 10 पर्यायवाची) पाठशाला से शाम तक(
- 8 अनेकार्थी शब्द) पत्र से पास तक(
- 8 अनेक शब्दों के लिए एक शब्द)मूर्ति बनानेवाला से सब्ज़ी खानेवाला तक(

2. परिवेश किताब का पाठ-4 और 5 पढ़ें और उसके शब्दार्थ याद करें ।-

URDU

Draw pictures- **alif to say** and write the name of the picture in Urdu. Break the word and write the alphabets.

الف سے پ تک تین تین تصویر بناؤ اور حروف لکھو۔ مثال نیچے دی گئے ہے

ا

ب

پ

ت

MUSIC

Attempt any 3 of your choice

1. Draw 2 musical instruments
2. Write 5 points each about 2 musical instruments
3. Write one Devotional song
4. Write one Patriotic Song
5. Name 10 popular singers or musicians

COMPUTER

A. Recognize and match the icons with their correct names:

Toolbar Icons

Can you match these toolbar icons with their meanings? Print the correct letter on the line to match each word with its icon.

A. BOLD

B. PRINT

C. FONT

D. CENTER

E. SAVE











F. UNDO

G. ITALICS

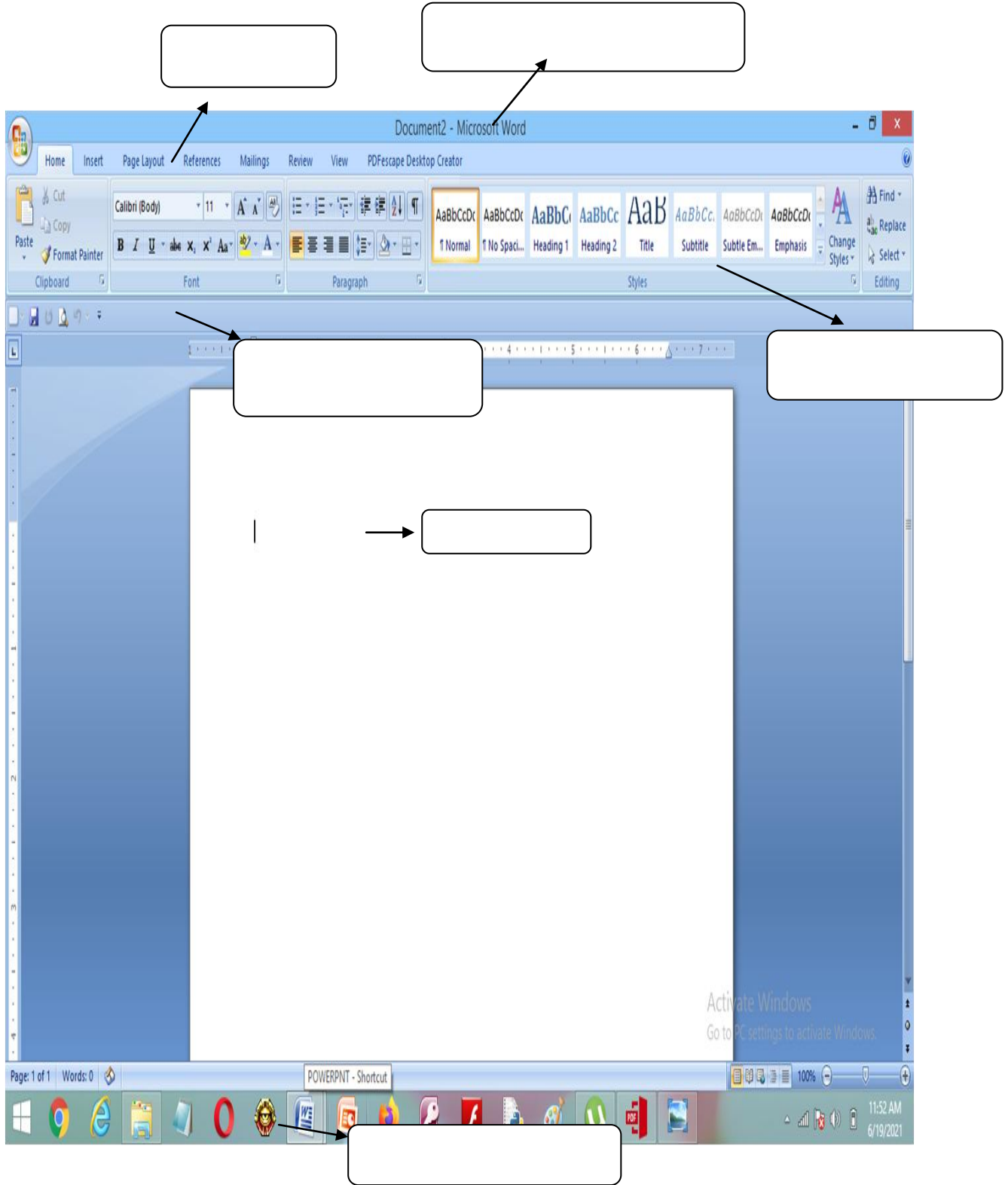
H. JUSTIFY

I. UNDERLINE

J. SIZE

1.		
2.		
3.		
4.		
5.		
6.		
7.		
8.		
9.		
10.		

B. Label the MS - Word Window:



C. Find the word mentioned below the grid and learn about their features and functions:

Microsoft Word Vocabulary

O	B	H	I	V	P	H	O	S	U	T	P	Z	N	W	Y	G
R	O	D	N	U	R	H	L	P	R	E	Q	C	T	U	U	R
I	P	D	N	Q	I	B	N	L	L	X	G	U	O	C	W	Z
E	D	T	T	G	N	T	W	K	B	T	F	I	O	P	P	L
N	X	Y	A	A	T	R	Y	V	O	B	H	M	W	D	Y	J
T	J	L	B	V	V	A	T	U	C	O	I	S	N	U	B	N
A	G	V	L	K	E	D	D	S	U	X	P	Y	T	Z	E	E
T	R	L	E	C	Z	R	E	Y	Y	Y	B	H	V	C	T	C
I	O	S	J	O	W	O	E	J	X	X	G	G	I	S	A	U
O	M	R	Z	L	Y	W	N	C	U	I	S	F	A	P	L	N
N	T	I	L	S	F	L	O	C	L	S	F	P	S	Q	I	D
X	V	B	H	P	L	D	Y	H	U	O	H	O	S	S	G	E
G	V	B	M	A	W	M	G	D	K	O	W	I	B	G	N	R
O	D	O	Q	C	U	I	S	P	U	V	H	F	F	O	M	L
W	T	N	O	F	H	C	H	T	Q	H	D	G	T	T	E	I
L	N	I	G	R	A	M	Q	Q	J	P	C	P	Y	K	N	N
N	F	B	Z	H	S	G	Q	R	A	R	C	K	Z	F	T	E

alignment

docx

office

print

textbox

Capslock

font

orientation

ribbon

underline

copy

highlight

paste

shift

undo

cut

margin

pdf


table

wordart

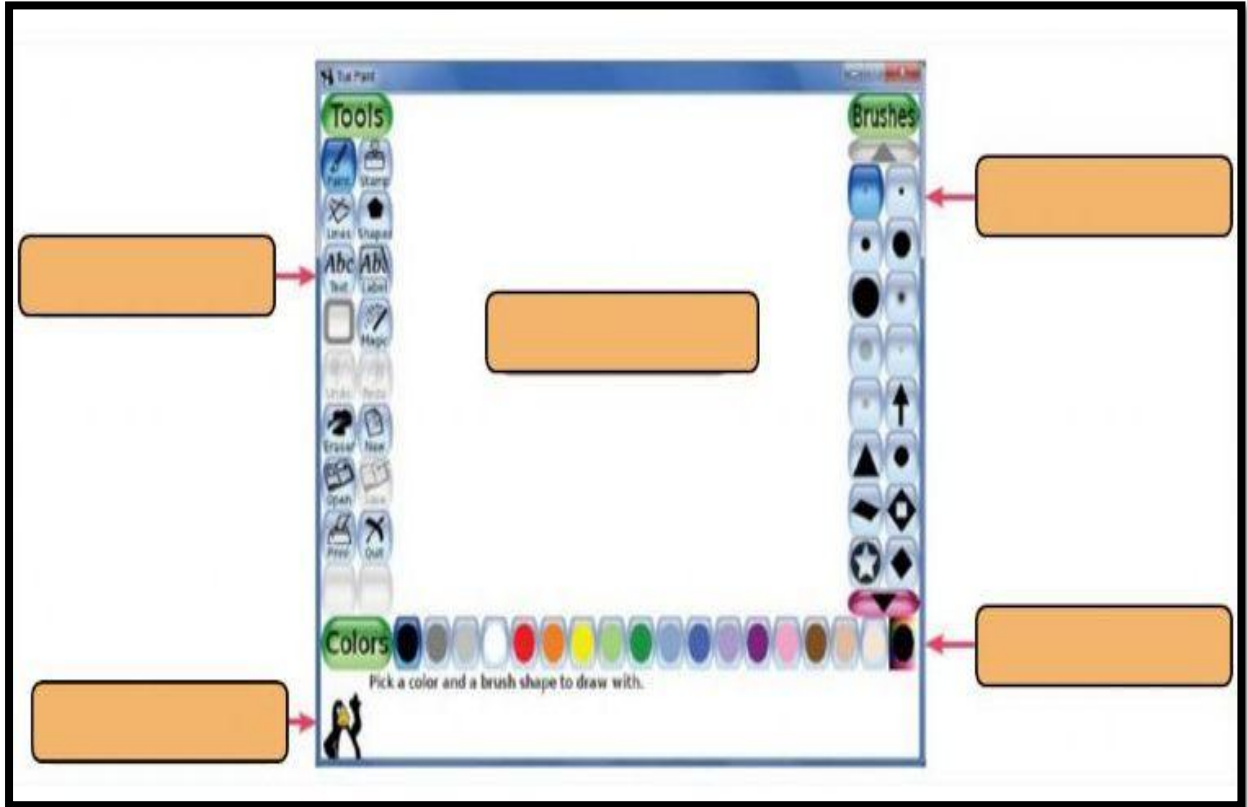
HOLIDAYS HOMEWORK (2021-22)

CLASS:-III

D. Identify the given icons and arrange them in the given boxes as per the correct category:

<div style="border: 1px solid black; padding: 5px; margin-bottom: 10px; width: fit-content; margin-left: auto; margin-right: auto;">Hardware</div> <div style="border: 1px solid black; height: 200px; width: 100%;"></div>	
<div style="border: 1px solid black; padding: 5px; margin-bottom: 10px; width: fit-content; margin-left: auto; margin-right: auto;">Software</div> <div style="border: 1px solid black; height: 200px; width: 100%;"></div>	

E. Label the Tux Paint Window:



F. Write five lines about Tux Paint

G. Identify and write the name of tools used to create this picture in "Tux Paint":

