

CARMEL CONVENT SCHOOL
SESSION 2023-24
SUMMER VACATION
HOLIDAY HOMEWORK CLASS-1

Dear Parents

Let's try something amazing this vacation:

- **Encourage your child to converse in English**
- **Teach your child a new activity (ART, DANCE, SPORT)**
- **Help your child revise every work done so far.**





GUIDELINES

GUIDELINES FOR HOLIDAYS HOMEWORK:

- Revise all the syllabus done in the class.
- Homework should be done in separate three in one note book.
- Hand written work should be appreciated.

HERE ARE FEW TIPS FOR YOU TO FOLLOW:

- Get up early in the morning and pray.
- Keep your room clean and well organized.
- Assign a permanent place and work time.]
- Play indoor games.
- Help your mother .Do small household work like dusting, serving, watering plants and so on.

ENGLISH

1. Read one page of any story book you like.
2. Find two words from the book and make small sentences.
3. Write three lines daily in a four line notebook to improve and increase writing speed.

EVS

ACTIVITY

1. Take few black chickpeas and green (moong) daal. Soak it in the water for few days. You can see the process of germination starts occurring. Make salad of that, you can add onion, tomato and salt to it. Click the picture of the salad and paste it on the holidays note book.
2. Look into the sky at night and practice to draw the things that you see

MATHS

1. Do 3 sums each of addition and subtraction daily.
2. Do 10 problem sums each of addition and subtraction.
3. Do 4 mental sums daily.
4. Learn tables 2 to 6.

HINDI

1. Write three lines daily in a Hindi notebook to improve and increase writing speed.
2. Write 10 -10 words of all the matras done in the class.
3. Write five sentences on MERI MAA.

G.K Draw a flag, color it, write the significance of the colors and learn whatever done in the class.

ART: 1). Paper plate craft. 2). Photo frame.

Music: Paste and label any ten pictures of music instruments.

Games: Do regular yoga asana like tree pose, tad asana, triangle pose, cobra and banana pose. Draw or paste 5 pictures of yoga asana and healthy food on A4 sheet and write 3 lines on it.

Kindly Note:

1. Please do the practice work in a three in one notebook.
2. Do the activities on A4 size sheet.
3. Practice reading Hindi and English and then send videos every Saturday in Campus Care.
4. All the work should be hand written.

WORKSHEETS

ENGLISH

Write what can he or she do?

Look at the pictures.



She can very fast.



He can a butterfly.



She can cookies.



He can his pants.



He can .



She can the frisbee.



He can .



He can .

Teacher Sam

EVS

WORKSHEET 1



Name: _____



Grade: 1



Good habits and Safety rules

1. Fill in the blanks with the correct words.

- We _____ (should / should not) play with switches and wires.
- We _____ (should / should not) cross the road at a zebra crossing.
- We _____ (should / should not) play with knives.

2. Tick things that are safe to play with, and cross out unsafe ones.



3. Match the following.

- | | |
|----------------------|----------------------|
| a. Red light | 1. Wait |
| b. Green light | 2. Healthy and fit |
| c. Zebra crossing | 3. Stop |
| d. Rest and exercise | 4. to cross the road |



WORKSHEET 2



Abide road safety rules



Instruction: Match the pictures to the safety rule signs correctly.



MATHEMATICS

WORKSHEET 1

MATH PUZZLES

Find the missing numbers!

★	+	4	=	10
-	■	+	■	-
4	-	★	=	1
=	■	=	■	=
2	+	7	=	★

8	+	★	=	15
-	■	-	■	-
★	+	★	=	9
=	■	=	■	=
3	+	★	=	★

12	+	5	=	★
-	■	-	■	-
7	+	★	=	10
=	■	=	■	=
★	+	2	=	★

★	+	8	=	22
-	■	-	■	-
★	+	4	=	★
=	■	=	■	=
7	+	★	=	★

WORKSHEET 2

Addition grid
Maths worksheets from urbrainy.com



Try filling in these addition grids. I have done some of the first one for you.

+	2	3	5
1	3	4	6
3	5		
4			

+	1	4	6
2			
4			
5			

+	1	3	4
1			
3			
5			

+	3	4	5
3			
4			
5			

+	2	4	6
3			
4			
6			

+	2	5	7
3			
5			
8			

HINDI

WORKSHEET 1

रिक्त स्थान पूरे करो



गु....ब



गु....या



....थी



....ता



ब....र



....रंगा



क....म



बा....



....ड़



सू.....



ब....री



.....लू

WORKSHEET 2

2. सही अक्षर चुनकर खाली स्थान भरिए :

(बू , बा , दी , कि , मु , गि , ला , पी , सू)



ता



पक



जा न



टार



सी



दल

















Subject: Computer

Name: _____ Roll No.: _____ Class: I

Sec: _____

PARTS OF A COMPUTER

A. Recognize and circle the correct devices:

1.	 Monitor			
2.	 CPU			
3.	 Keyboard			
4.	 Mouse			

B. Look, recollect my name and Spell me:



--	--	--	--	--	--	--	--



--	--	--	--	--	--	--	--



--	--	--	--	--	--	--	--	--	--



--	--	--



--	--	--	--	--	--	--	--	--	--



--	--	--	--	--	--	--	--	--	--	--




--	--	--	--	--	--	--	--	--



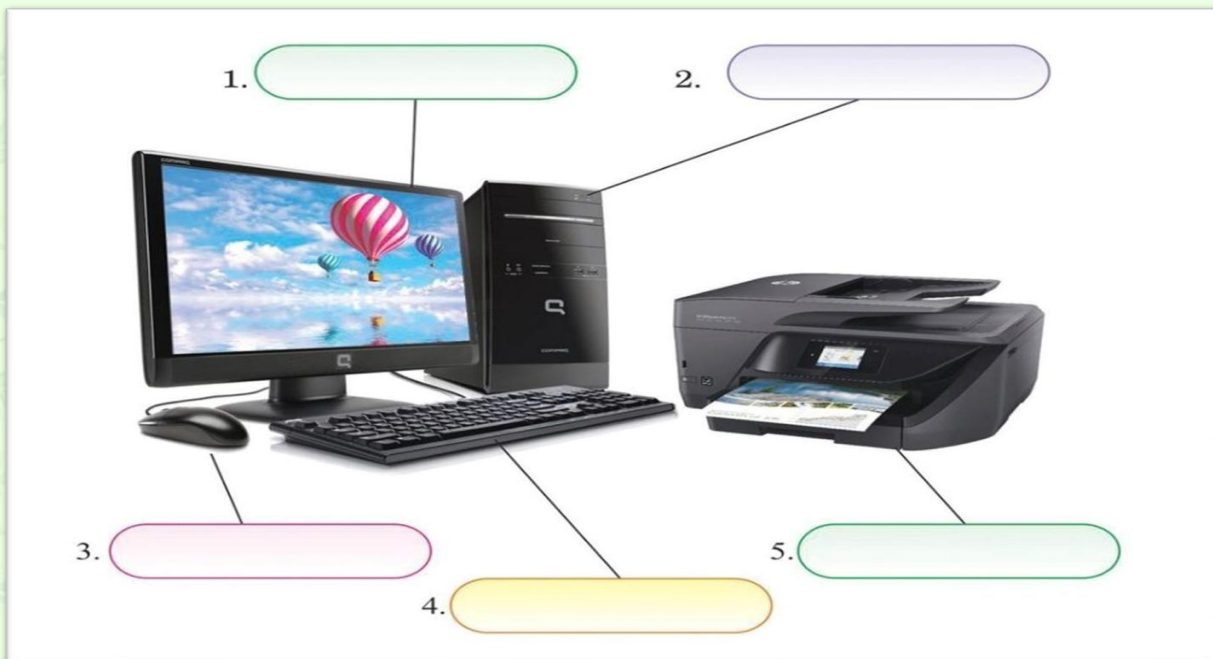
--	--	--	--	--	--	--	--	--	--	--

Note: Learn the spellings.

C. Connect these computer parts appropriately to make a computer system:



D. Label all the parts of a computer system:



E. Which part of the computer is similar to you?

Computer parts



Human parts



F. Fill in the blanks from the choices:

speakers, CPU, keyboard, mouse, monitor

- a. The _____ controls the computer.
- b. The _____ shows what is being done on the computer.
- c. A computer plays music through _____.
- d. We can move the pointer on the screen () using the _____.
- e. We can enter letters and numbers into the computer using the _____ .

G. How is a computer different from you? Write 'Yes' or 'No'

against these questions:

1. Can you move?

Can a computer move?

2. Can you remember things?

Can a computer remember things?

3. Do you forget things?

Does a computer forget things?

4. Can you do sums very quickly?

Can a computer do sums very quickly?

5. Do you get tired?

Does a computer get tired?

6. Do you make mistakes?

Does a computer make mistakes?

7. Can you think?

Can a computer think?