

ROYAL ROAD GROUP

SUMMER

Holidays



HOMEWORK

CLASS - IV





Laying the foundation of excellence

Dear Parents and Students,

It is summer vacation time again, a time to relax as well as to get fruitfully occupied in various scholastic and co-scholastic areas. Keeping this in mind, we have designed interesting Projects / Assignments to be completed during the summer vacation. This would encourage in-depth learning, strengthen concepts and prepare ground for improved academic output.

It will not only enable you to recapitulate what was taught but will also help you to connect yourselves to the various learning processes. These projects will be assessed as Subject Enrichment Activity for Term I.

As parents, kindly motivate and lend support to your children and ensure that they complete the given work well-in-time and to the best of their ability. Your encouragement can actually make a huge difference to the ultimate learning outcome of these projects.

The Holiday Home Work Projects are based on the 'Art Integration'. This art-integrated approach will make our students understand the diverse Indian art and culture and will help in imbibing the Indian ethos through integration of Indian art and culture.

Guidelines for Holiday Home Work: -


All projects / Homework to be done as specified.

- Science, Hindi and Mathematics in one scrap book.
- English and Sanskrit in another scrap book.
- Computer Science and Social Science in another scrap book.

ENGLISH

KERALA – FAMOUS SPICES

I. Find out the names of famous spices of Kerala from the given crossword puzzle with the help of the given clues:-



D	V	N	F	W	I	S	G	S	Y
T	E	O	V	N	U	T	M	E	G
U	D	M	A	C	G	J	Q	Z	I
R	V	A	N	A	Y	U	B	H	N
M	C	N	I	C	B	T	U	O	G
E	B	N	L	D	N	M	E	R	E
R	M	I	L	P	E	P	P	E	R
I	X	C	A	R	D	A	M	O	M
C	L	O	V	E	X	K	L	T	W

DOWN

1. A bright yellow powder
2. Aromatic bark used as a spice
3. Ice cream flavour
4. a root that tastes hot and is used in cooking

ACROSS

1. a type of hard seed
2. small black coloured seeds
3. The queen of spices
4. small dried flower of a tropical tree

II. "Vacations have some memories to cherish." So in your own words, write down the most memorable moment spent with your family in these vacations on an A4 size sheet and paste the picture of that moment to make it more creative.

III. "The world belongs to those who read." So to inculcate good reading habits, read the newspaper regularly during holidays. Cut three pictures per week from an old newspaper, paste them in your scrapbook and give a catchy caption to each picture as follows.




VI. Colour the picture using the key below.

Adjectives: red

Nouns: yellow

Verbs: green



- I. Find out how many three/four letter words can be formed using the letters of the word POMEGRANATE. The first one is done as an example.**

EAT

GATE

_____	_____
_____	_____
_____	_____
_____	_____
_____	_____
_____	_____
_____	_____
_____	_____
_____	_____

- II. Circle the correct Spelling.**

- | | | | |
|----|----------|-----------|----------|
| 1. | INSEKT | INSECT | ENSECT |
| 2. | DIAMOND | DIMOND | DIAMUND |
| 3. | FLEMENGO | FLAMINGOE | FLAMINGO |
| 4. | YATCH | YACHT | YATT |
| 5. | BARRELL | BAREL | BARREL |

- III. For each of the following words, find 4 Rhyming Words.**

- | | | | | | |
|----|-------|-------|-------|-------|-------|
| 1. | GRAIN | _____ | _____ | _____ | _____ |
| 2. | TRY | _____ | _____ | _____ | _____ |
| 3. | GRAB | _____ | _____ | _____ | _____ |
| 4. | DIET | _____ | _____ | _____ | _____ |
| 5. | LOW | _____ | _____ | _____ | _____ |

ACTIVITY BASED ON PUNCTUATIONS

Q I. Rewrite these sentences after putting the capital letters where necessary.


1. i will be going to agra to see the taj mahal.

2. dr a k singh is a fine doctor.

3. my father is spanish, and my mother is italian.

4. along the river Nile we saw the pyramids.

5. last christmas, janet and i went to england.



Q II. Rewrite these sentences after inserting the missing punctuation marks.

1. who has taken my pen

2. what a surprise

3. hello mrs sharma

4. neeta bought some sugar rice salt and tea

5. will you pass me the salt please

QIII. Directions: Read the story about Henry's first hike and help him add in the correct punctuation marks.

Today on my first hike i saw many animals such as squirrels deer and birds Do you think i will see any more tomorrow i plan to hike up to Mount happy in order to get there i must first cross the river go through the woods and pass the tall tree wow did you see that giant bear i was so scared tomorrow is a new day and i should have plenty of time to have fun i brought marshmallows graham crackers and chocolate for my favourite snack should i get firewood now or later for now i will just rest and enjoy the sunset i had such a great time on my first hike



हिन्दी

बिहार में अनेक उत्सव मनाए जाते हैं। जो सामाजिक मेल-मिलाप और आदान-प्रदान की दृष्टि से महत्वपूर्ण हैं। 'छठ पूजा' बिहार का प्रमुख उत्सव है। बिहार की सांस्कृतिक विरासत को बताते हुए, यहाँ के प्रमुख त्योहार 'छठ पूजा' का नीचे दिए गए बिंदुओं के आधार पर वर्णन कीजिए-

- अ. 'छठ पूजा' का त्योहार क्यों मनाया जाता है?
- ब. इस त्योहार में कौन-से देवता की पूजा की जाती है?
- स. छठ पूजा में कौन-कौन से पकवान मुख्य रूप से बनाए जाते हैं।

MATHEMATICS

'Circles create soothing space.'

- Observe mathematical patterns used in Madhubani Art and prepare a circular badge of radius 3 cm showing the famous Madhubani art of Bihar.

Figure is given for your reference.



- Draw another circle of radius 3.5 cm in your scrap book and in this circle show all possible diameters with different colours.
- Learn and write the tables from 2 to 15.

science

Ayurveda of Bihar and Madhya Pradesh.

A Holistic growth and wellness

Bihar and Madhya Pradesh both cultivate a wide range of Ayurvedic herbs. Since centuries they nurtured the wellness and holistic growth of people through use of various medicinal plants.

These medicinal herbs/trees have diverse range of medicinal properties that protect us from various diseases.

Tabulate the "Famous Ayurvedic herbs/trees grown in Bihar (Any five) under the following headings.

- | | |
|---------------------------|------------|
| A. Name of the herb/trees | B. Picture |
| C. Medicinal benefits | |

socialscience

Make a presentation in your scrap book about any two famous festivals of Bihar. Your presentation should be colourful and informative.

The parameters for the same are as follows:

- Month in which the festival is celebrated
- How the festival is celebrated.
- Its significance
- Relevant picture

Computer Science

Design an attractive and informative poster on the topic: - 'Bihar' using MS Word. Insert pictures of various tourist places of Bihar and type at least 2 facts related to it. Make the poster attractive by using word art, images, shapes, font color etc. Paste an A4 size printout of the same in the scrapbook.

Art & Craft

Samai craft

Material:- Paper bowl , colour paper and Glue.

