

CARMEL CONVENT SCHOOL KUNJWANI

JAMMU



Class 2nd

Session 2023-2024

HOLIDAY HOMEWORK

Summer holidays are a great time to learn new things. It's a time to have fun creative and invent.

Please take note of the following suggestions.

- Encourage your child to converse in English.
- Make a proper timetable and follow it daily.
- Encourage your child to watch informative programmes on T.V
- Encourage your child to draw, colour, cut and paste. This will improve their creativity!
- Help them revise all the concepts done so far.
- Parents are requested to only guide their children while doing their assignments.

English

1. Read daily one page of any story book you like.
2. Do one page day in your cursive writing book.
3. Project: Draw or paste a picture of a bird on a sheet of chart paper (half). Find out where it lives. What colours are its eggs? What does it eat?
 - Paragraph- Write a paragraph on "How you spend your summer vacation".

English Worksheet

Name:	Section:
Date:	Teacher:

COMMON AND PROPER NOUNS

Tick (✓) the correct answer. Fill in the blanks with suitable nouns (common/ proper) given below.

Example:

a) A famous movie. Titanic is named after a ship.

Titan Titanic Titanium



b) The sun is as hot as fire.

fire hot water glowing



1) We celebrate Christmas in _____

November January December



2) The sky is _____

blue black brown

KIDPID.COM



3) The mall is opened on _____ a holiday.

Monday Sunday Friday



4) A _____ works in a hospital.

teacher potter doctor



Reading Comprehension / Unseen Passage

Read the short passage and answer the questions.

Butterfly on a Petal

Mia went to the park outside her house. In the park, she saw a very pretty butterfly. The butterfly was blue and yellow in colour. It was sitting on a white petal.

Soon she saw that there were four more butterflies. One other butterfly was black and white. When she went to touch this butterfly, it flew away. This made Mia jump a little. The butterfly went and sat under a tree. Mia ran down to the tree, but by then it was gone. She tried to follow it, but couldn't find it again.



Mia soon left for home. When she reached her house, she was surprised to see the butterfly sitting by her window. This got a smile on her face.



Answer the following questions:

1. What were the colours of the butterflies?

2. What happened when she went to touch the butterfly?

3. Where did the butterfly go and sit?

4. Why was Mia surprised?

EVS

- Activity- Make a badge. Cut out a circle from a piece of cardboard. Cover it with a piece of newspaper. Write 'God Is One' on the circle, Decorate it with glitter.
- On A4 size sheet write a poem 'God Loves Us All' .in a very decorative way. And also learn it.
- Project- Make a model of Kachcha or pucca house with the help of cardboard or thermocoal sheets.
- Worksheet

5th June is World Environment Day. Make it special !!!!

Look around you.....What do you see?

**Boxes , newspapers, jars and bins
old magazines and cartons , old laces and
buttons. Remember to use colour and paints
too, then work your magic hands and create
something new!!**

Why waste when you have magic in your hands?

Make Best out of Waste!!



MATHS

- Activity- Take a lady finger and ask Mummy to cut it into two pieces. Dip the two pieces in different colours. Press them on white A4 white sheet to make beautiful patterns.
- Make a model of different shapes. With the help of A4 sheets (colourful)
- Project- Make a model of clock in a very creative way.
- **Worksheet**

Name : _____

Score : _____

Identifying Number Pattern

Identify the number pattern and fill in the missing numbers.

1)

2	4	6	8	10					
---	---	---	---	----	--	--	--	--	--

2)

17	19	21	23	25					
----	----	----	----	----	--	--	--	--	--

3)

48	44	40	36	32					
----	----	----	----	----	--	--	--	--	--

4)

10	15	20	25	30					
----	----	----	----	----	--	--	--	--	--

5)

27	25	23	21	19					
----	----	----	----	----	--	--	--	--	--

6)

6	12	18	24	30					
---	----	----	----	----	--	--	--	--	--

7)

1	3	5	7	9					
---	---	---	---	---	--	--	--	--	--

8)

40	38	36	34	32					
----	----	----	----	----	--	--	--	--	--

9)

12	15	18	21	24					
----	----	----	----	----	--	--	--	--	--

10)

32	30	28	26	24					
----	----	----	----	----	--	--	--	--	--

Name: _____ Date: _____

$$\begin{array}{r} 76 \\ + 15 \\ \hline \end{array}$$




$$\begin{array}{r} 58 \\ + 63 \\ \hline \end{array}$$



$$\begin{array}{r} 96 \\ + 13 \\ \hline \end{array}$$

$$\begin{array}{r} 19 \\ + 49 \\ \hline \end{array}$$




$$\begin{array}{r} 46 \\ + 33 \\ \hline \end{array}$$




$$\begin{array}{r} 91 \\ + 11 \\ \hline \end{array}$$


$$\begin{array}{r} 82 \\ + 57 \\ \hline \end{array}$$



$$\begin{array}{r} 74 \\ + 16 \\ \hline \end{array}$$



$$\begin{array}{r} 52 \\ + 71 \\ \hline \end{array}$$



$$\begin{array}{r} 63 \\ + 42 \\ \hline \end{array}$$



$$\begin{array}{r} 88 \\ + 25 \\ \hline \end{array}$$

Name: _____

Grade: _____

LET'S SUBTRACT!

$\begin{array}{r} 84 \\ - 36 \\ \hline \end{array}$	$\begin{array}{r} 51 \\ - 34 \\ \hline \end{array}$	$\begin{array}{r} 75 \\ - 19 \\ \hline \end{array}$	$\begin{array}{r} 48 \\ - 19 \\ \hline \end{array}$
---	---	---	---

$\begin{array}{r} 45 \\ - 19 \\ \hline \end{array}$	$\begin{array}{r} 65 \\ - 27 \\ \hline \end{array}$	$\begin{array}{r} 74 \\ - 38 \\ \hline \end{array}$	$\begin{array}{r} 41 \\ - 19 \\ \hline \end{array}$
---	---	---	---

$\begin{array}{r} 50 \\ - 26 \\ \hline \end{array}$	$\begin{array}{r} 89 \\ - 38 \\ \hline \end{array}$	$\begin{array}{r} 74 \\ - 26 \\ \hline \end{array}$	$\begin{array}{r} 75 \\ - 16 \\ \hline \end{array}$
---	---	---	---



Ascending and Descending Order

Arrange the following in the ascending order:

1) 65, 98, 56, 45, 102, 150

A. $45 < 56 < 65 < 98 < 102 < 150$

2) 34, 33, 51, 23, 38, 25

A.

3) 106, 45, 61, 587, 23, 456

A.

4) 34, 1, 33, 18, 29, 8

A.

5) 11, 29, 56, 19, 41, 23

A.

6) 27, 72, 22, 77, 23, 74

A.

7) 61, 15, 103, 87, 441, 222

A.

8) 51, 561, 105, 59, 591, 355

A.

9) 802, 704, 304, 201, 200, 820

A.

10) 20, 80, 30, 110, 280, 330

A.

Arrange the following in the descending order:

1) 55, 82, 65, 72, 44, 67

A. $82 > 72 > 67 > 65 > 55 > 44$

2) 9, 19, 90, 99, 190, 999

A.

3) 409, 114, 45, 472, 34, 336

A.

4) 67, 76, 40, 406, 58, 118

A.

5) 0, 33, 6, 638, 53, 47

A.

6) 89, 20, 36, 7, 81, 95

A.

7) 37, 65, 48, 98, 89, 63

A.

8) 351, 108, 209, 210, 326, 562

A.

9) 667, 745, 987, 126, 338, 390

A.

10) 362, 830, 283, 982, 163, 87

A.

HINDI

Worksheets

नाम - _____

दिनांक _____

एक से अनेक

नीचे दिए गए शब्दों को एक से अनेक करो।

साड़ी	-	लड़का	-
किताब	-	आदमी	-
बिल्ली	-	बोतल	-
संतरा	-	नौकर	-
आम	-	नियम	-
राजा	-	नाखून	-
रानी	-	औरत	-
सब्जी	-	पेंसिल	-
लड्डू	-	रास्ता	-
रोटी	-	शादी	-
चूड़ी	-	खिलौना	-

नाम - _____

दिनांक _____

समानार्थी शब्द

नीचे दिए गए शब्दों के समान अर्थ वाले शब्द लिखो।

पानी -

हवा -

सूरज -

पहाड़ -

घर -

राजा -

रात -

आसमान -

औरत -

सुबह -

शाम -

दिनांक: 16.02.2022

नाम: _____

वर्ग: _____

प्र01: नीचे दिए गए गद्यांश को ध्यान से पढ़कर प्रश्नों के उत्तर लिखिए :

रणवीर की राशन की दुकान थी। उसकी दुकान पर दालें, चावल, और आटे से लेकर नमकीन, बिस्कुट आदि सब कुछ मिलता था। ऐसी कोई चीज़ न होगी जो उसकी दुकान पर न मिलती हो। एक बार दुकान पर रखी शहद की बोतल उलट गई। चारों ओर से कई मक्खियाँ उस बिखरे शहद पर टूट पड़ीं। सब कुछ भूलकर वह शहद चाटने लगीं। वे शहद चाटने में इतनी मग्न हो गईं कि उन्हें पता ही नहीं चला कब उनके पैर शहद में चिपक गए। अब उनके लिए उड़ना मुश्किल हो गया। उन्हें अपने लालच पर पछतावा होने लगा।

क) रणवीर की किस चीज़ की दुकान थी?

ख) रणवीर की दुकान पर मिलने वाली किन्हीं दो चीज़ों के नाम लिखिए?

ग) किस चीज़ की बोतल उलट गई?

घ) खाली स्थान भरिए:

उन्हें अपने _____ पर पछतावा होने लगा।

ङ) दिए गए शब्द का गद्यांश में से बहुवचन ढूँढकर लिखिए:

मखखी- _____

प्र02: दिए गए शब्दों के दो-दो समान अर्थ वाले शब्द लिखिए:-

क) चाँद - _____

ख) पहाड़- _____

ग) पुत्री- _____

घ) बगीचा- _____

Hindi worksheet

चित्र लेखन

चित्र के अनुसार कहानी का शीर्षक और कहानी लिखे:



.....
.....

.....
.....
.....
.....
.....
.....
.....
.....
.....
.....

G.K

- Prepare in an Indian map and show the different states in very creative way.

COMPUTER

- Make a chart on the topic “Parts of computer” in a creative way

ART AND CRAFT

- Photo frame
 - Wall hanging
- Material used- Cardboard and any waste material

Let's create some happy memories!!

- Make NimbuPani (Lemonade) for your family.

Do not forget to click pictures. Paste them on A4 size sheet and write the ingredients and the recipe.

- Prepare a tasty and healthy fruit chart with the help of a family member.
- Water the plants house around your house

Note-

- Revise the entire syllabus done in the glass.
- Do all the practice work in 3 in 1 notebook
- Do the activities on A4 size sheet only.
- All the work should be handwritten.

