

Holidays are a well deserved opportunity to relax and rewind by indulging in activities that are pleasurable at the same time educative. It is a sincere request to all to complete holiday assignment on time. Engage yourself whole heartedly as you will learn a lot through it.

### **HERE ARE FEW TIPS FOR YOU TO FOLLOW:-**

- Revise the entire syllabus done in the class. **Homework should be done on A4 size sheets in your handwriting and maintain a file of it.**
- **Do any two activities.**
- Get up early in the morning and pray.
- Keep your room clean and well organised.
- Assign a permanent place and work time.
- Play indoor games.
- Help your mother, do small household work like dusting, serving water, watering plants and so on.

### **NOTE:-**

#### **METHOD OF SUBMISSION –**

**1. MAKE A PDF OF YOUR HANDWRITTEN WORK.**

**2. SEND THE VIDEOS, PHOTOS OR PDF TO THE CONCERED (SUBJECT) TEACHERS EMAIL ID.**

Q1. Shape of leaves of underwater plants

- a) You will need two A4 size sheet of paper.
- b) Keep one sheet intact.
- c) Fold the other sheet in half and make fingers with the help of scissors.
- d) Hold the two sheets under a tap with running water.

What do you observe? Which shape is better for underwater plants and why?

Q2. Observe and Report

Observe any habitat that is nearby, it may be a garden, a pond or lake. Observe the surroundings carefully. Observe the kinds of animals found in habitat. They may be hidden inside the soil, swimming in water or resting on the branches of trees. Do they exhibit any adaptive features with respect to their surroundings? Write a paragraph on your observations.

Q3. Make a tailor bird's nest

You will need green chart paper, thread, needle, cotton wool, and small marbles.

- a) Cut out two leaf-like shapes from a green chart paper.
- b) Keep the leaves one on above the other.
- c) Now ask an adult to make small holes on the side edges of the leaves with the help of a scissors and stitch them up with cotton wool in a way that the top should be open. Open up the space in between and fill it with cotton. Put in some marbles in the nest.

Record your experience.

Did you know that the nest is made by the birds using only their beaks.



**Q1.** Imagine that you are the owner of a restaurant. Work in groups of three and make a menu card for your imaginary Restaurant. You can take a look at the menu card of restaurant from the internet. Also make a jingle to attract your costumers.

Your menu card should have-

- The name of food items mentioned
- The prices of the food items.
- The vegetarian and non-vegetarian items mentioned separately in different pages.

**Q2.** Look at these pictures. These are the things you use every day. Think and write how you can use these things in different or unusual way.



**Q3.** Look at these road safety signs. Then, look at the words in the box. Choose the correct words from the box and write them under the signs.

Stop

No Parking

Caution! People at work

Zebra crossing ahead



**Note:** Do your work neatly on a4 size sheets and maintain a file of it.

**CLASS:-IV**

## **HINDI**

1. भारत के विभिन्न प्रांतों में रहने वाले भारतीय की वेशभूषा के चित्र एकत्र कर चिपकाओ तथा उन राज्यों के नाम भी लिखो।
2. फूलों की विभिन्न प्रजातियों के बारे में जानकारी एकत्र करो और एक सुंदर सा कोलाज बनाकर उसमें तरह-तरह के फूलों के चित्र दर्शाओ।
3. मात्र दिवस पर मां को उपहार देने के लिए अपने हाथ से अच्छा सा कार्ड बनाओ और मां के लिए कुछ शुभकामनाएं लिखो।

### **Extra Work-**

- a) हिंदी पाठमाला:-पाठ 4 और 5 पढ़िए और शब्द अर्थ याद कीजिए।
- b) हिंदी व्याकरण :- पाठ 13 हिंदी की गिनती एक से 51 से 75 तक याद करें।
- c) पाठ 14 मुहावरे 1 से 15 तक याद करें।
- d) पाठ 15 शब्द सागर पर्यायवाची शब्द सूर्य से पानी तक याद करें (1-17)
- e) विलोम शब्द दिन से जड़ तक याद करें (1-22)
- f) अनेक शब्दों के लिए एक शब्द 1 से 15 तक याद करें।
- g) अनेकार्थक शब्द वर्ण से चोटी तक(1-14) याद करो।
- h) समश्रुति भिन्नार्थक शब्द 1 से 12 तक याद करो।

## **MUSIC**

Attempt any 3 of your choice

1. Draw 2 musical instruments
2. Write 5 points each about 2 musical instruments
3. Draw Keypad (Keyboard)
4. Practice "Alankar" 1,2,3 on keyboard drawn above
5. Write 1 Patriotic Song

## **ART & CRAFT**

Art- Make a Landscape

Craft- Puppet with plastic bottle and newspaper

**SOCIAL STUDIES**

Note: - Use wax colour, colour chart paper, and waste material also.

1. Label the Picture of the Taj Mahal. And write a few important lines about it.



2. Create a large scrapbook assigning two pages to each state.
3. On an outline map of world, colour and mark any six neighbouring countries of India.

**URDU**

Make your own couplet on Corona, National Integration or Education







کرونا پر، تعلیم پر، یا پھر کسی قومی یکجہتی پر اپنی دس لائینیں لکھیں۔

**HOLIDAYS HOMEWORK  
(2021-22)**

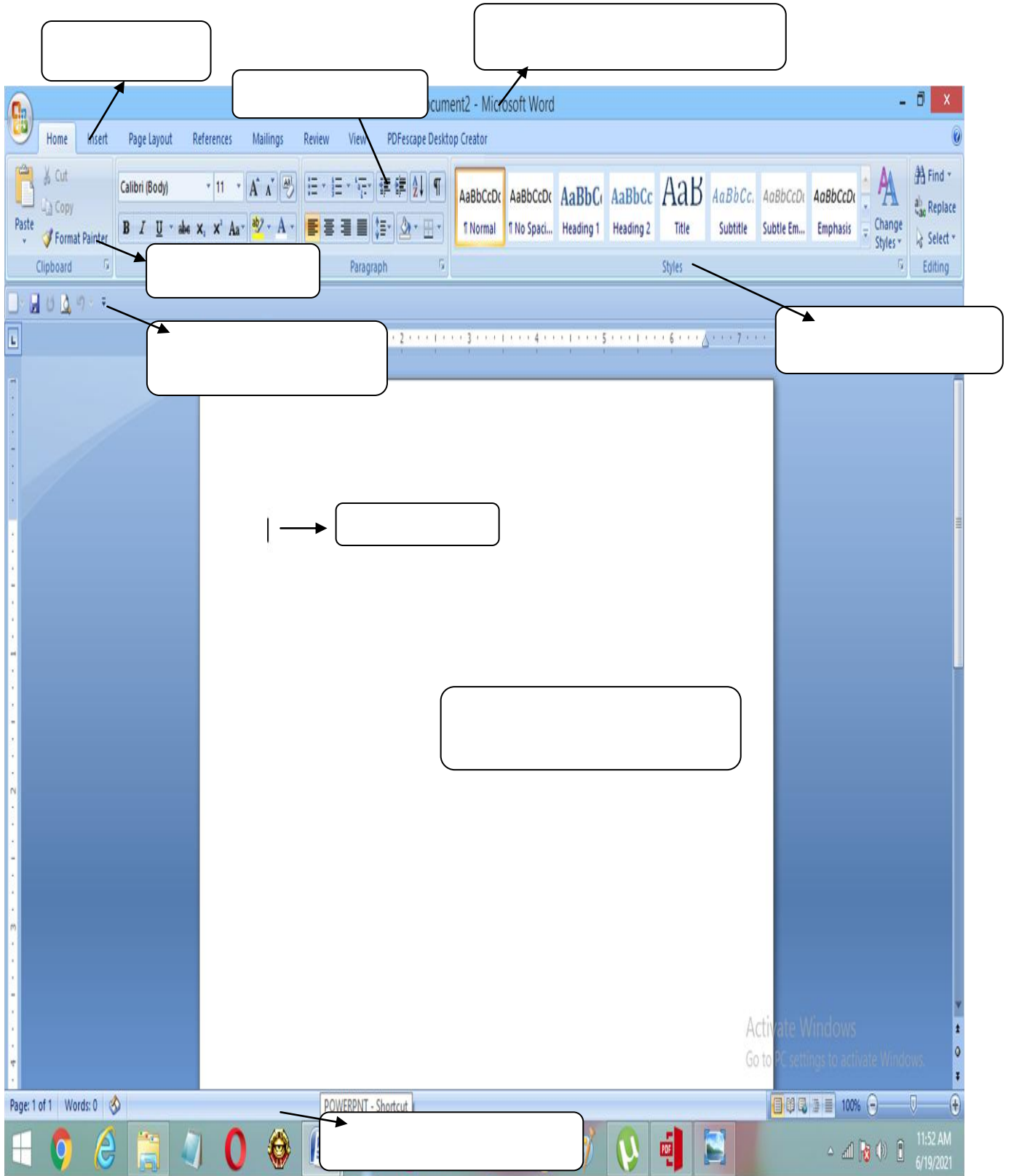
**CLASS:-IV**

**COMPUTER**

A. Recognize and match the icons with their correct names:

Icons	Names
	<p><b>print</b></p>
	<p><b>close</b></p>
	<p><b>delete</b></p>
	<p><b>save</b></p>
	<p><b>search</b></p>
	<p><b>copy</b></p>

B. Label the MS - Word Window:



C. Find the word mentioned below the grid and learn about their features and functions:

## Microsoft Word Vocabulary

O	B	H	I	V	P	H	O	S	U	T	P	Z	N	W	Y	G
R	O	D	N	U	R	H	L	P	R	E	Q	C	T	U	U	R
I	P	D	N	Q	I	B	N	L	L	X	G	U	O	C	W	Z
E	D	T	T	G	N	T	W	K	B	T	F	I	O	P	P	L
N	X	Y	A	A	T	R	Y	V	O	B	H	M	W	D	Y	J
T	J	L	B	V	V	A	T	U	C	O	I	S	N	U	B	N
A	G	V	L	K	E	D	D	S	U	X	P	Y	T	Z	E	E
T	R	L	E	C	Z	R	E	Y	Y	Y	B	H	V	C	T	C
I	O	S	J	O	W	O	E	J	X	X	G	G	I	S	A	U
O	M	R	Z	L	Y	W	N	C	U	I	S	F	A	P	L	N
N	T	I	L	S	F	L	O	C	L	S	F	P	S	Q	I	D
X	V	B	H	P	L	D	Y	H	U	O	H	O	S	S	G	E
G	V	B	M	A	W	M	G	D	K	O	W	I	B	G	N	R
O	D	O	Q	C	U	I	S	P	U	V	H	F	F	O	M	L
W	T	N	O	F	H	C	H	T	Q	H	D	G	T	T	E	I
L	N	I	G	R	A	M	Q	Q	J	P	C	P	Y	K	N	N
N	F	B	Z	H	S	G	Q	R	A	R	C	K	Z	F	T	E

alignment

Capslock

copy

cut

docx

font

highlight

margin

office

orientation

paste

pdf

print

ribbon

shift

table

textbox


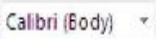


























underline

undo

wordart



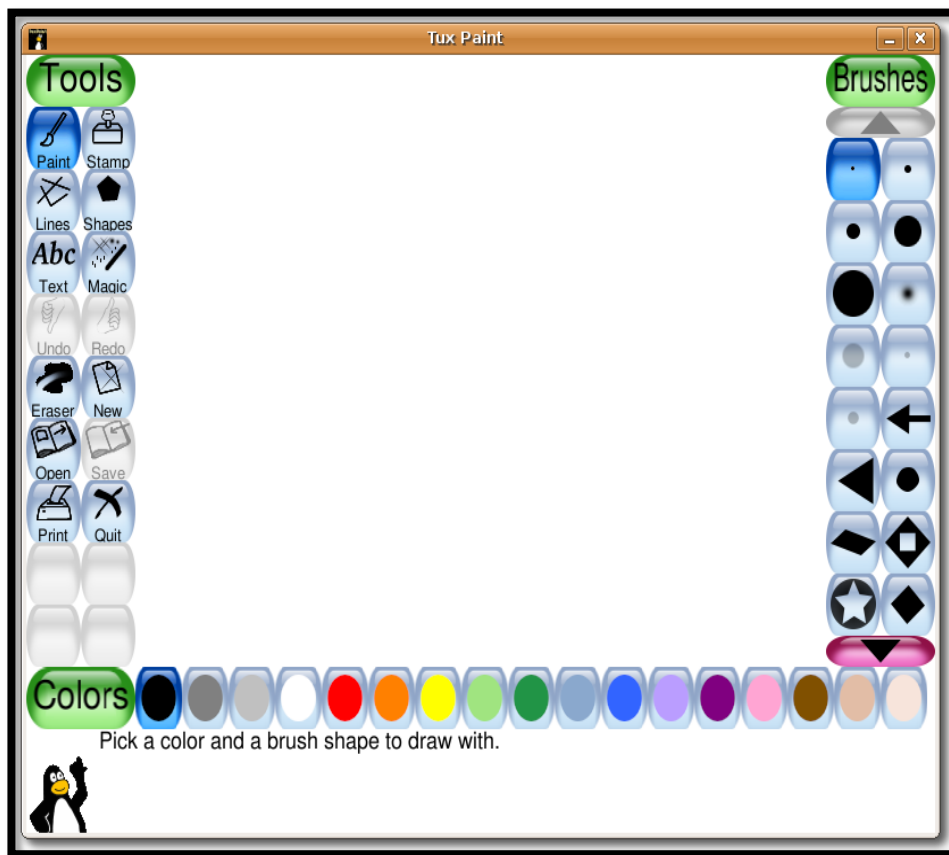
D. Identify the given icons and write the name/function/shortcut command (any one of the following) in the given boxes:

<b>MS Word Icons Worksheet-1</b>			
ICON	Name / Function / Short Cut Command	ICON	Name / Function / Short Cut Command
	Save (Ctrl + S)		
			
			
			
			
			
			
			
			
			
			
			
			
			

E. Draw and colour the Summer Camp poster given on the page no. 56 of your book:

F. Write five lines on summer camp:

G. Draw and colour the any one drawing given on the page no. 33 of your book in the given Tux Paint Window:



1. Match the following:

a) $6 \times 7 = 42$ , $42/6 = 7$ , $42/7 = 6$	1. Divisor
b) $35/5 = 7$ , $5 \times 7 = 35$ , $7 \times 5 = 35$	2. 250
c) $500/2$	3. Multiplication Fact
d) Dividend is greater than	4. Division fact
e) Remainder is smaller than	5. Quotient

2. How many hours are there in 300 minutes?

3. The cost of 7 pens is Rs 84. Find the cost of each pen?

4. The cost of 5 hairbands are Rs.50. Find the cost of each hairband?

5. The product of two numbers 880. If one number is 10. Find the other number?

6. A train covers a distance 820 km in 8 hours. How much distance is covered in 1 hour?

7. 924 apples were packed in 35 boxes. How many apples were packed in each box?

8. 642 bags of sugar equally loaded in 6 trucks. How many bags were loaded in each truck?

9. How many hours are there in 420 minutes?

10. 870 balls are equally packed in 3 boxes. How many balls are packed in 1 box?