

# SUMMER



CARMEL CONVENT SCHOOL JAMMU

**SUMMER HOLIDAYS HOMEWORK**

**CLASS- III SESSION:**

**2024-25**



*HO L I D A Y S !! HO L I D A Y S !! HO L I D A Y S !!*

*It's time to smile and play,*

*Wow!! I am waiting for this lovely day.*

*My holidays, Well! They're starting from the month of  
May. I will have a lot of fun, with friends; I will play in the  
sun.*

*All play and no work, I promise I will not shirk.*

*Reading and handwriting too, Every day I'll surely do.*





# summer



Welcome to the exciting Summer Break !!!!!

Dear Parent

Summer break is the time to embark on a journey filled with joy, learning, and endless possibilities!

From dancing to crafting, gardening to exploring various hobbies, the options are boundless! While the schedule may be more relaxed, it's essential to make every moment count by engaging in enriching activities that contribute to holistic development.

Our school has curate a range of scholastic and creative projects designed to stimulate young minds and foster a sense of curiosity and innovation.

We urge the parents to guide their children in managing their time effectively, ensuring that this break is utilized judiciously. Your support and involvement are crucial in providing a nurturing environment where our children can thrive and grow.

Wishing you all a fantastic summer vacation ahead!



# SUMMER

## ENGLISH

### VOCABULARY CHART

Students are required to read any two story books of their choice during the vacation and create a vocabulary chart. The chart should include new or interesting words encountered in the stories, their meanings, and colorful illustrations that help explain each word.

#### Instructions:

- Choose Two Story Books:** Select any two story books that interest you and are suitable for your reading level.
- Read the Books:** Read both books carefully. As you read, keep a notebook handy to jot down new or intriguing words you come across.

 Beach	 Camera	 Camping	 Flip-flop
 Fruit	 Gardening	 Hat	 Holiday
 Hot	 Ice cream	 Sandcastle	 Shell
 Sunglass	 Sunny	 Sunscreen	 Sunshade
 Surfing	 Swimming	 Swimsuit	 Tender coconut

- Create a Vocabulary List:** Compile a list of at least 15 new words from the two books.

- Design Your Vocabulary Chart:** Using chart paper, design a colorful and organized vocabulary chart. For each word, include:
  - The word and its meaning
  - A small, colorful illustration that represents the word



- Organize Your Chart:** Ensure your chart is neat, well-organized, and visually appealing. Use headings, borders, and different colors to make it attractive.

# SUMMER



**Here's a simple and fun Hindi homework plan for a class 3 student during the holidays:**

## 1. \*Reading and Comprehension\*

- \*Task\*: Read one short story from a Hindi children's storybook every week.
- \*Activity\*: Write a few sentences about what you learned from the story and draw a picture of your favorite scene.

## 2. \*Writing Practice\*

- \*Task\*: Write a paragraph about each of the following topics:

1. मेरा स्कूल
2. मेरी माँ
3. मेरी छुट्टियाँ

## 3. \*Vocabulary Building\*

- \*Task\*: Learn 5 new Hindi words each week.
- \*Activity\*: Write each word in a sentence and draw a picture to represent each word.

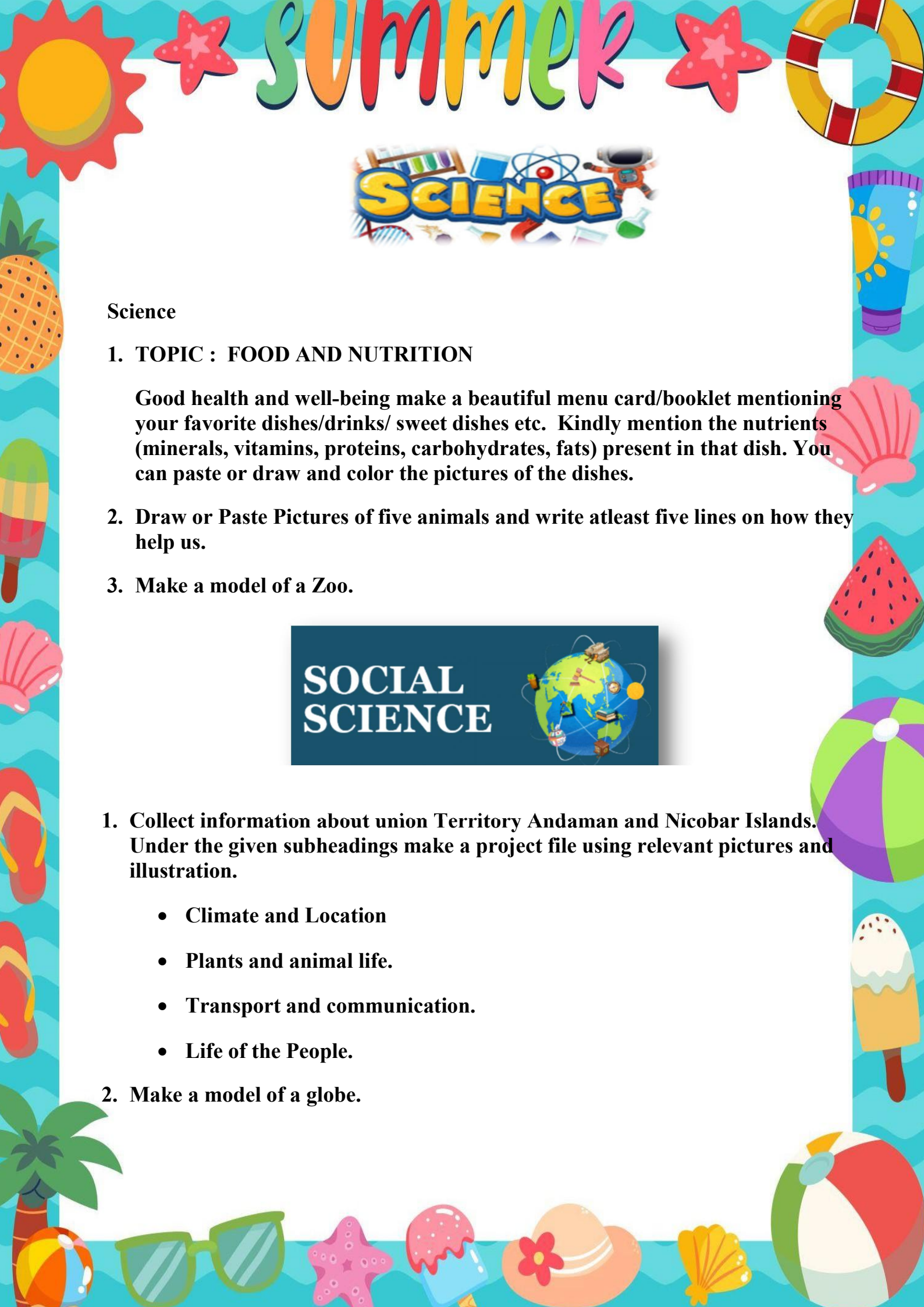
## 4. \*Grammar Practice\*

- \*Task\*: Learn Shabd Sagar from Grammar book

## 5. \*Cultural Learning\*

- \*Task\*: Learn about a traditional Hindi festival (like Diwali or Holi).
- \*Activity\*: Write a few lines about the festival and make a colorful drawing related to it.

**These activities should keep the student engaged and help improve their Hindi language skills in a fun and interactive way!**



# SUMMER




## Science

### 1. TOPIC : FOOD AND NUTRITION

Good health and well-being make a beautiful menu card/booklet mentioning your favorite dishes/drinks/ sweet dishes etc. Kindly mention the nutrients (minerals, vitamins, proteins, carbohydrates, fats) present in that dish. You can paste or draw and color the pictures of the dishes.

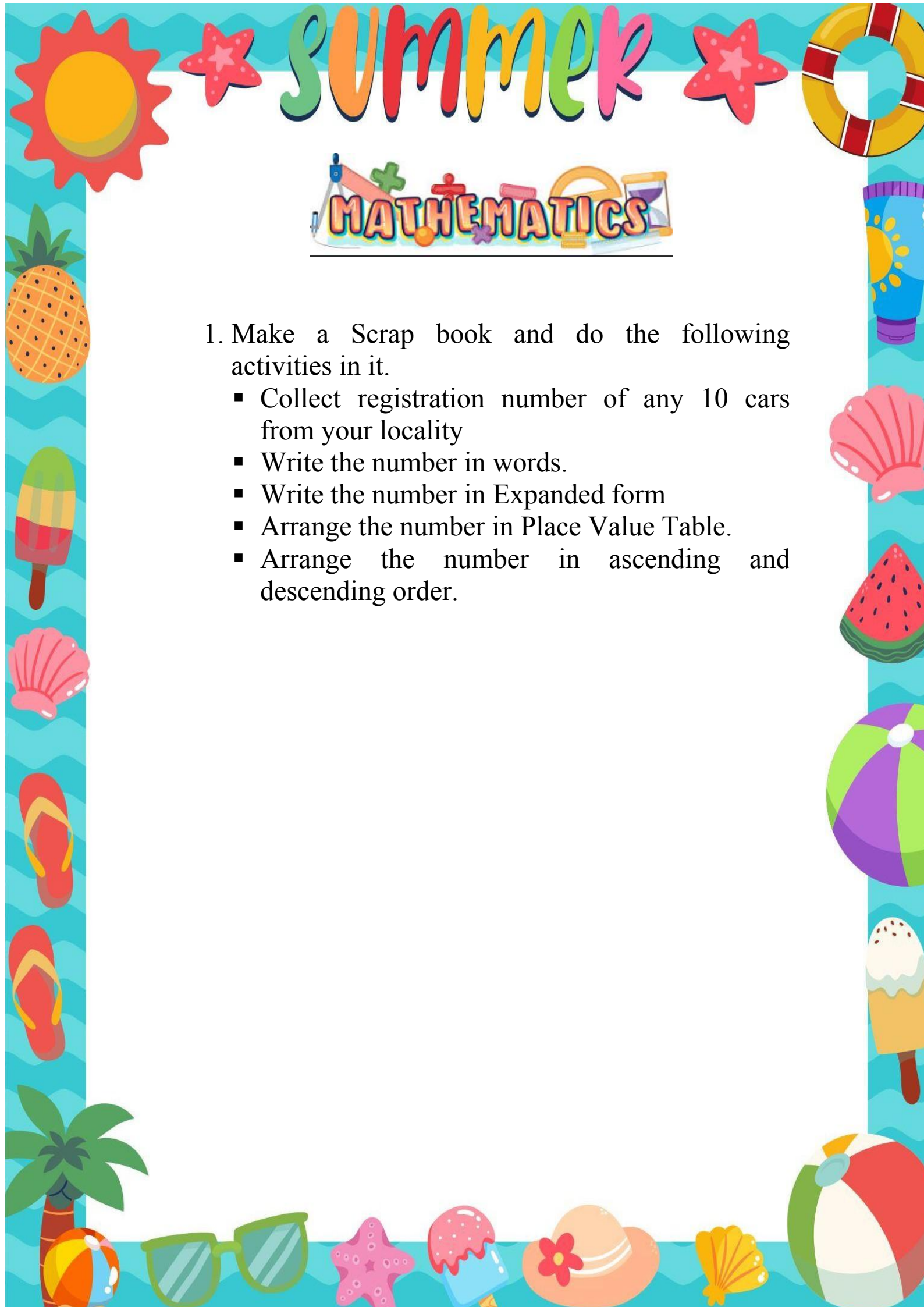
2. Draw or Paste Pictures of five animals and write atleast five lines on how they help us.
3. Make a model of a Zoo.



1. Collect information about union Territory Andaman and Nicobar Islands. Under the given subheadings make a project file using relevant pictures and illustration.

- Climate and Location
- Plants and animal life.
- Transport and communication.
- Life of the People.

2. Make a model of a globe.



# SUMMER

## MATHEMATICS

1. Make a Scrap book and do the following activities in it.
  - Collect registration number of any 10 cars from your locality
  - Write the number in words.
  - Write the number in Expanded form
  - Arrange the number in Place Value Table.
  - Arrange the number in ascending and descending order.



Subject: Computer

1. Complete the cross word given below:

### PARTS OF A COMPUTER

The crossword puzzle grid consists of 10 numbered starting points for clues:

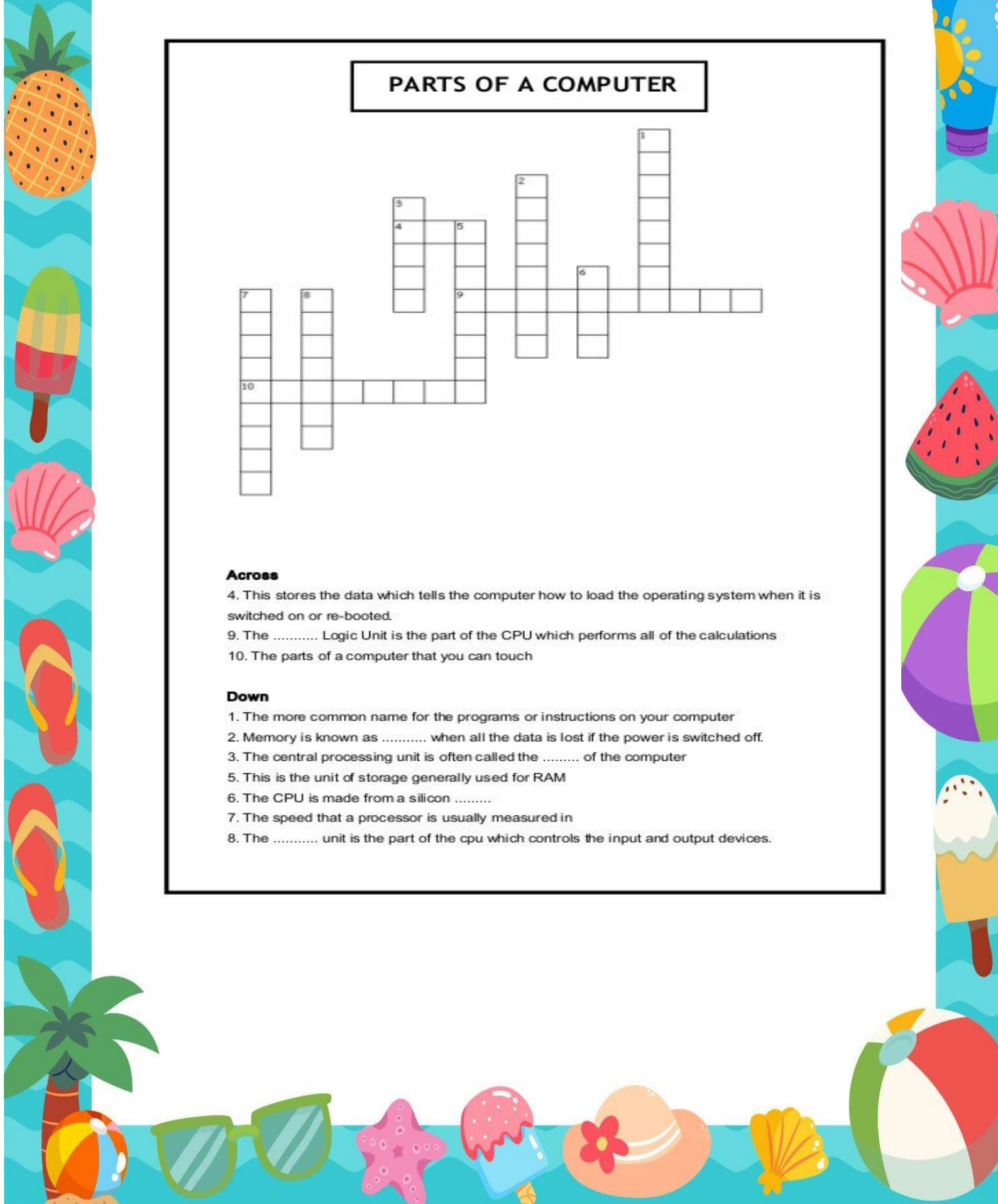
- 1: Down, 10 letters
- 2: Down, 6 letters
- 3: Down, 4 letters
- 4: Down, 4 letters
- 5: Down, 5 letters
- 6: Down, 3 letters
- 7: Down, 5 letters
- 8: Down, 5 letters
- 9: Across, 10 letters
- 10: Across, 8 letters

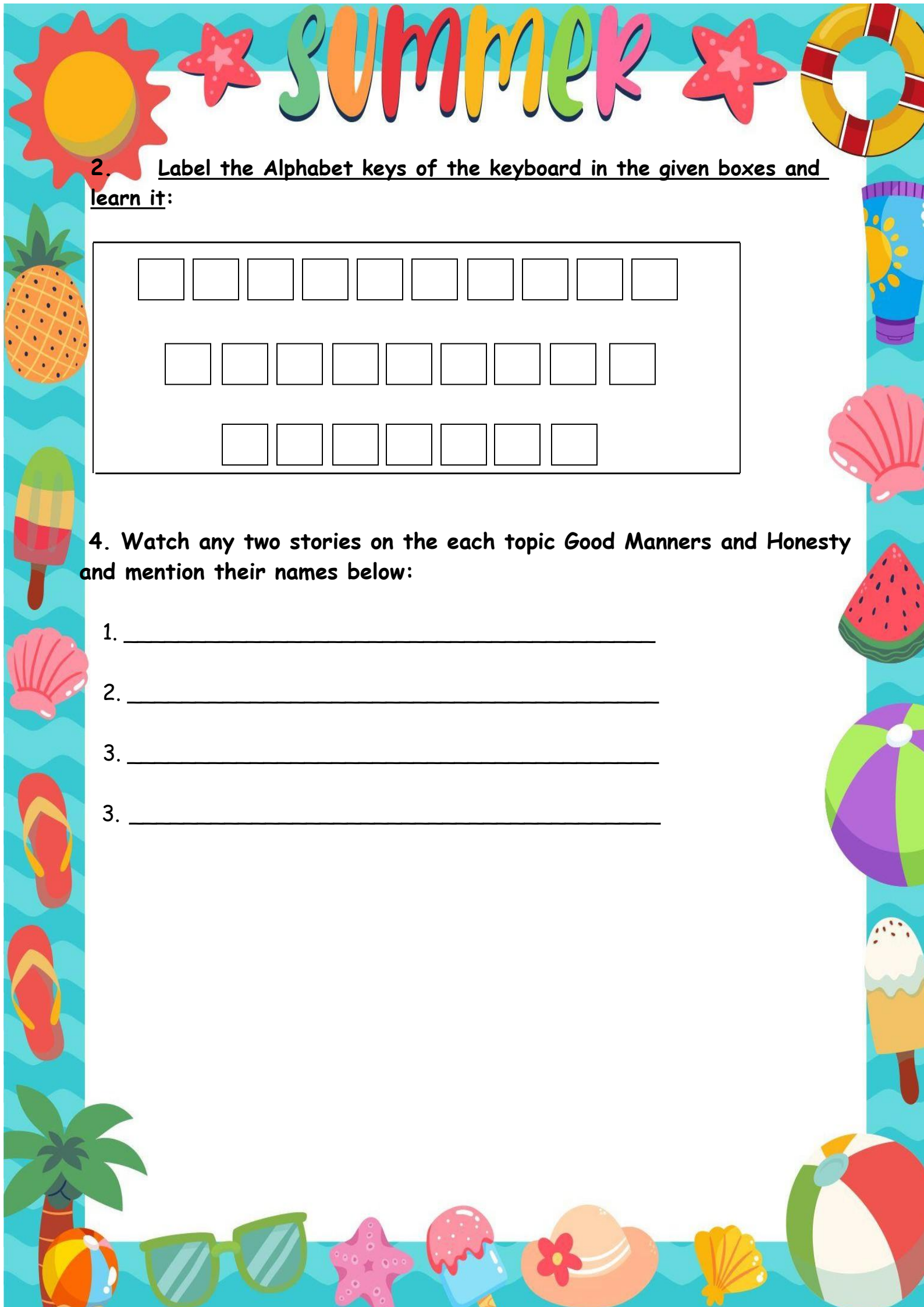
**Across**

- This stores the data which tells the computer how to load the operating system when it is switched on or re-booted.
- The ..... Logic Unit is the part of the CPU which performs all of the calculations
- The parts of a computer that you can touch

**Down**

- The more common name for the programs or instructions on your computer
- Memory is known as ..... when all the data is lost if the power is switched off.
- The central processing unit is often called the ..... of the computer
- This is the unit of storage generally used for RAM
- The CPU is made from a silicon .....
- The speed that a processor is usually measured in
- The ..... unit is the part of the cpu which controls the input and output devices.





# SUMMER

2. Label the Alphabet keys of the keyboard in the given boxes and learn it:


4. Watch any two stories on the each topic **Good Manners** and **Honesty** and mention their names below:

1. \_\_\_\_\_
2. \_\_\_\_\_
3. \_\_\_\_\_
3. \_\_\_\_\_





# SUMMER



5. Label the given pictures of Input and Output devices:



1. \_\_\_\_\_



2. \_\_\_\_\_



3. \_\_\_\_\_




4. \_\_\_\_\_



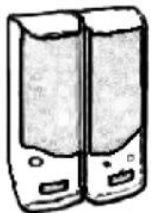
5. \_\_\_\_\_



6. \_\_\_\_\_



7. \_\_\_\_\_



8. \_\_\_\_\_



9. \_\_\_\_\_

\*\*\*\*\*





## Subject: Music

### Holiday homework

### Junior artist book

Page no 15, 17, 32, 37 ( all these things they have to draw as directed in book but in the drawing pad

### Craft

Bottle decoration only on big plastic bottle (they decorate bottle as per their own like e.g. if they want to paint it or want to paste decorative stones or something)

## Subject: Games

### Games Holiday Homework

Do regular yoga Asana like- Tree Pose, Tad Asana, Triangle Pose, Cobra Pose and Banana Pose.

Draw or paste 5 pictures of Yoga asana and healthy food on A4 sheet and write 3 lines on it.

## Subject: Urdu

- ۱- کتاب کا صفحہ نمبر ۲ سے ۱۸ تک پڑھنا ہے اور اچھے سے یاد کرنا ہے۔
- ۲- کتاب کا صفحہ نمبر ۱۹ اردو کی کاپی پر پانچ بار لکھنا ہے اور یاد کرنا ہے۔
- ۳- ۱ سے ۷ تک اچھی طرح زبانی یاد کر کے آنا ہے۔

### Sub: Urdu

1- Page number 2 to 18 of the book should be read and memorized well-

2- Page number 19 of the book should be written five times on the Urdu copy and memorized-

3- From A to Z should be well memorized verbally -





# SUMMER



**Subject: GK**

**Do the following worksheets**

Name ..... Class..... No.....

## Healthy or Unhealthy

Direction : Put the words in the correct column.

- |       |         |       |           |
|-------|---------|-------|-----------|
| egg   | burger  | rice  | fish      |
| cake  | fruit   | milk  | candies   |
| juice | chicken | pizza | softdrink |

### Healthy


### Unhealthy



# SUMMER



## Healthy Food

A. Write down names of any five foods that you think are good for health. One has been done for you :

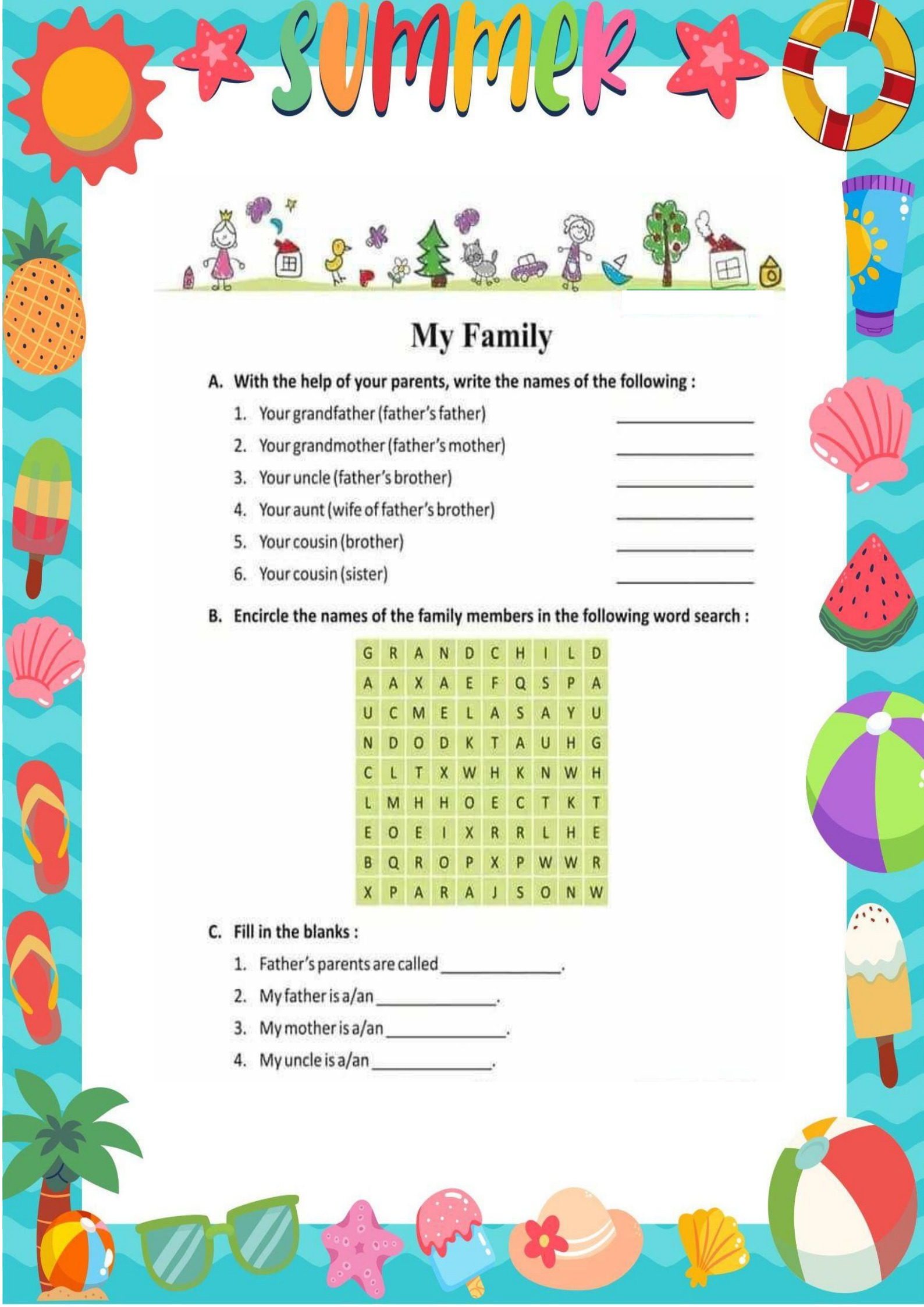
<input type="text"/>	Vegetables	<input type="text"/>
<input type="text"/>	<input type="text"/>	<input type="text"/>

B. Tick (✓) the correct option :

- \_\_\_\_\_ is one of our basic needs.  
a. Food  b. Plants  c. Animals
- Which of the following is a junk food?  
a. Milk  b. Rice  c. Pizza
- Food keeps us :  
a. healthy  b. strong  c. both of these
- Which of the following is a complete food?  
a. Milk  b. Chapati  c. Sweets
- Which of the following is rich in fats?  
a. butter  b. oil  c. both of these

C. Write True or False :

- Energy-giving food protects us from diseases. \_\_\_\_\_
- It is difficult for our stomach to digest junk food items. \_\_\_\_\_
- Only breakfast and lunch are important for us. \_\_\_\_\_
- Water is very important for our body. \_\_\_\_\_



# ★ SUMMER ★



## My Family

A. With the help of your parents, write the names of the following :

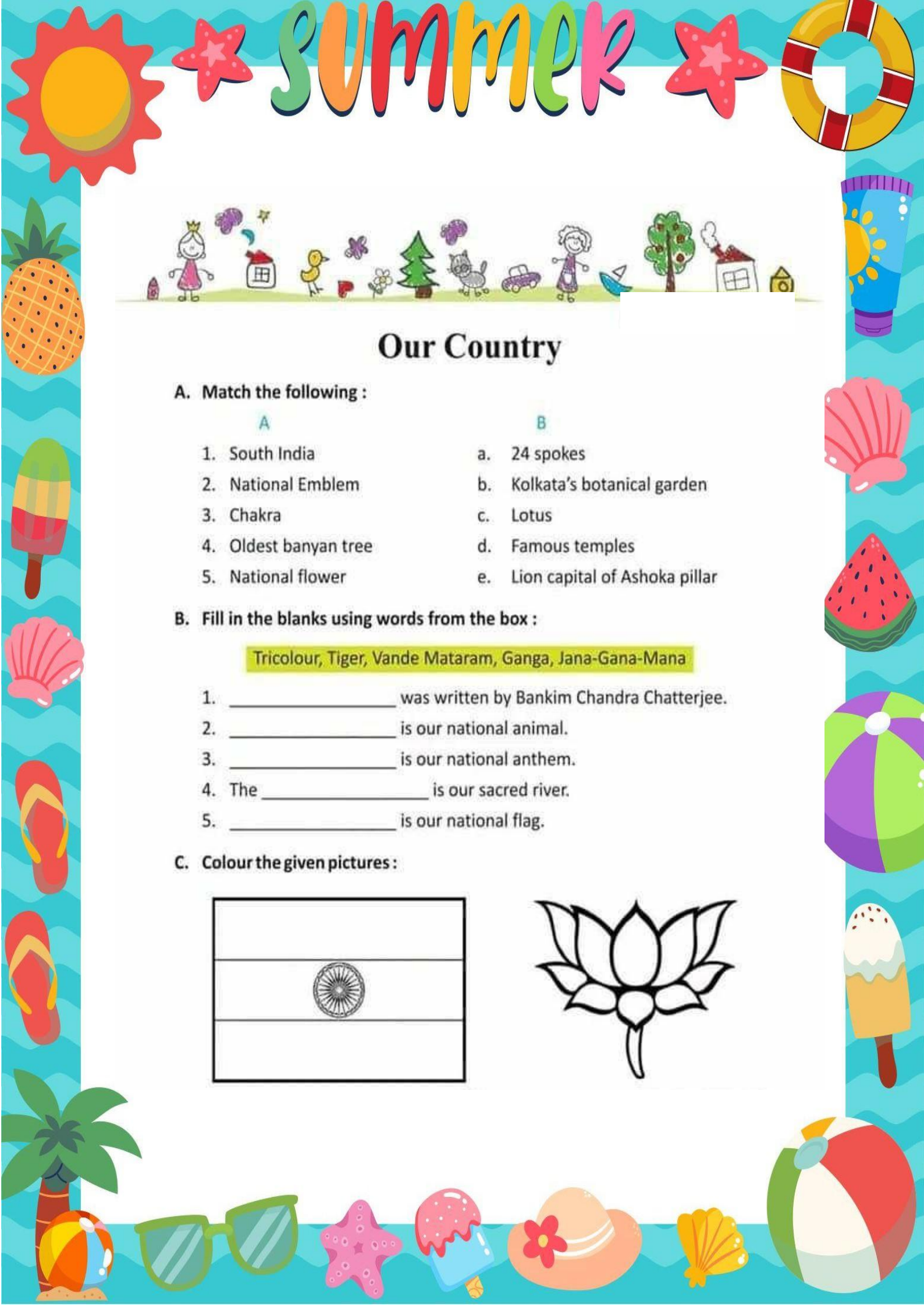
1. Your grandfather (father's father) \_\_\_\_\_
2. Your grandmother (father's mother) \_\_\_\_\_
3. Your uncle (father's brother) \_\_\_\_\_
4. Your aunt (wife of father's brother) \_\_\_\_\_
5. Your cousin (brother) \_\_\_\_\_
6. Your cousin (sister) \_\_\_\_\_

B. Encircle the names of the family members in the following word search :

G	R	A	N	D	C	H	I	L	D
A	A	X	A	E	F	Q	S	P	A
U	C	M	E	L	A	S	A	Y	U
N	D	O	D	K	T	A	U	H	G
C	L	T	X	W	H	K	N	W	H
L	M	H	H	O	E	C	T	K	T
E	O	E	I	X	R	R	L	H	E
B	Q	R	O	P	X	P	W	W	R
X	P	A	R	A	J	S	O	N	W

C. Fill in the blanks :

1. Father's parents are called \_\_\_\_\_.
2. My father is a/an \_\_\_\_\_.
3. My mother is a/an \_\_\_\_\_.
4. My uncle is a/an \_\_\_\_\_.



# SUMMER



## Our Country

A. Match the following :

A

1. South India
2. National Emblem
3. Chakra
4. Oldest banyan tree
5. National flower

B

- a. 24 spokes
- b. Kolkata's botanical garden
- c. Lotus
- d. Famous temples
- e. Lion capital of Ashoka pillar

B. Fill in the blanks using words from the box :

Tricolour, Tiger, Vande Mataram, Ganga, Jana-Gana-Mana

1. \_\_\_\_\_ was written by Bankim Chandra Chatterjee.
2. \_\_\_\_\_ is our national animal.
3. \_\_\_\_\_ is our national anthem.
4. The \_\_\_\_\_ is our sacred river.
5. \_\_\_\_\_ is our national flag.

C. Colour the given pictures :

