

CARMEL CONVENT SCHOOL
SESSION 2024-25
SUMMER VACATION
HOLIDAY HOMEWORK CLASS-1

Dear Parents

Let's try something amazing this vacation:

- Encourage your child to converse in English
- Teach your child a new activity (ART, DANCE, SPORT)
- Help your child revise every work done so far.





GUIDELINES

GUIDELINES FOR HOLIDAYS HOMEWORK:

- Revise all the syllabus done in the class.
- Homework should be done in separate three in one note book.
- Hand written work should be appreciated.

HERE ARE FEW TIPS FOR YOU TO FOLLOW:

- Get up early in the morning and pray.
- Keep your room clean and well organized.
- Assign a permanent place and work time. |
- Play indoor games.
- Help your mother .Do small household work like dusting, serving, watering plants and so on.



ENGLISH

ACTIVITY

1. Make a collage of your family members on an A-4 size sheet. And write the type of family on the top of the collage.
2. Read one page of any storybook you like.
3. Find two words from the book and make small sentences.
4. Write three lines daily in a four line notebook to improve handwriting and increase writing speed.

EVS

ACTIVITY

1. Make hand puppets representing your family. Use material of your choice.
2. Make a paper house and represent different rooms. (visit you tube: house vocabulary)
3. Learn poem My Clothes, Good Morning (Page 176 & 196)

Read and learn all the chapters done in the class.

MATHS

ACTIVITY

1. Make a card on the topic Independence Day. (Page153) following the instructions of Diwali Card.
2. Do 5 sums each of addition and subtraction daily.
3. Do 10 problem sums each of addition and subtraction.
4. Do 4 mental sums daily.
5. Learn tables 2 to 6.

HINDI

ACTIVITY

Make a creative chart representing Days of Week.

1. Write three lines daily in a Hindi notebook to improve hand writing and increase writing speed.
2. Write 10 words of all the matras done in the class.
3. Write five sentences on MERI MAA.

G.K Draw a flag, color it, write the significance of the colors and learn whatever done in the class.

ART: 1).Paper plate craft.2).Photo frame

Junior Artist BOOK- Do the following pages 11, 18, 22 26 and 28

Music: Paste and label any ten pictures of music instruments.

Games: Do regular yoga asana like tree pose, tad asana, triangle pose, cobra and Banana pose. Draw or paste 5 pictures of yoga asana and healthy food on A4 sheet and write 3 lines on it.

Kindly Note:

1. *Please do the practice work in a three in one notebook.*
2. *Do the activities on A-4 size sheet.*
3. *Practice reading Hindi and English*
4. *All the work should be hand written.*
5. *Compile all the works in separate file according to the subject teachers.*

WORKSHEETS

ENGLISH

Write what can he or she do?

Look at the pictures.



She can very fast.



He can a butterfly.



She can cookies.



He can his pants.



He can .



She can the frisbee.



He can .



He can .

Teacher Sam

EVS WORKSHEET 1



1. Fill in the blanks with the correct words.

- We _____ (should / should not) play with switches and wires.
- We _____ (should / should not) cross the road at a zebra crossing.
- We _____ (should / should not) play with knives.

2. Tick things that are safe to play with, and cross out unsafe ones.



3. Match the following.

- | | |
|----------------------|----------------------|
| a. Red light | 1. Wait |
| b. Green light | 2. Healthy and fit |
| c. Zebra crossing | 3. Stop |
| d. Rest and exercise | 4. to cross the road |



WORKSHEET 2



Instruction: Match the pictures to the safety rule signs correctly.



MATHEMATICS

WORKSHEET1

MATH PUZZLES

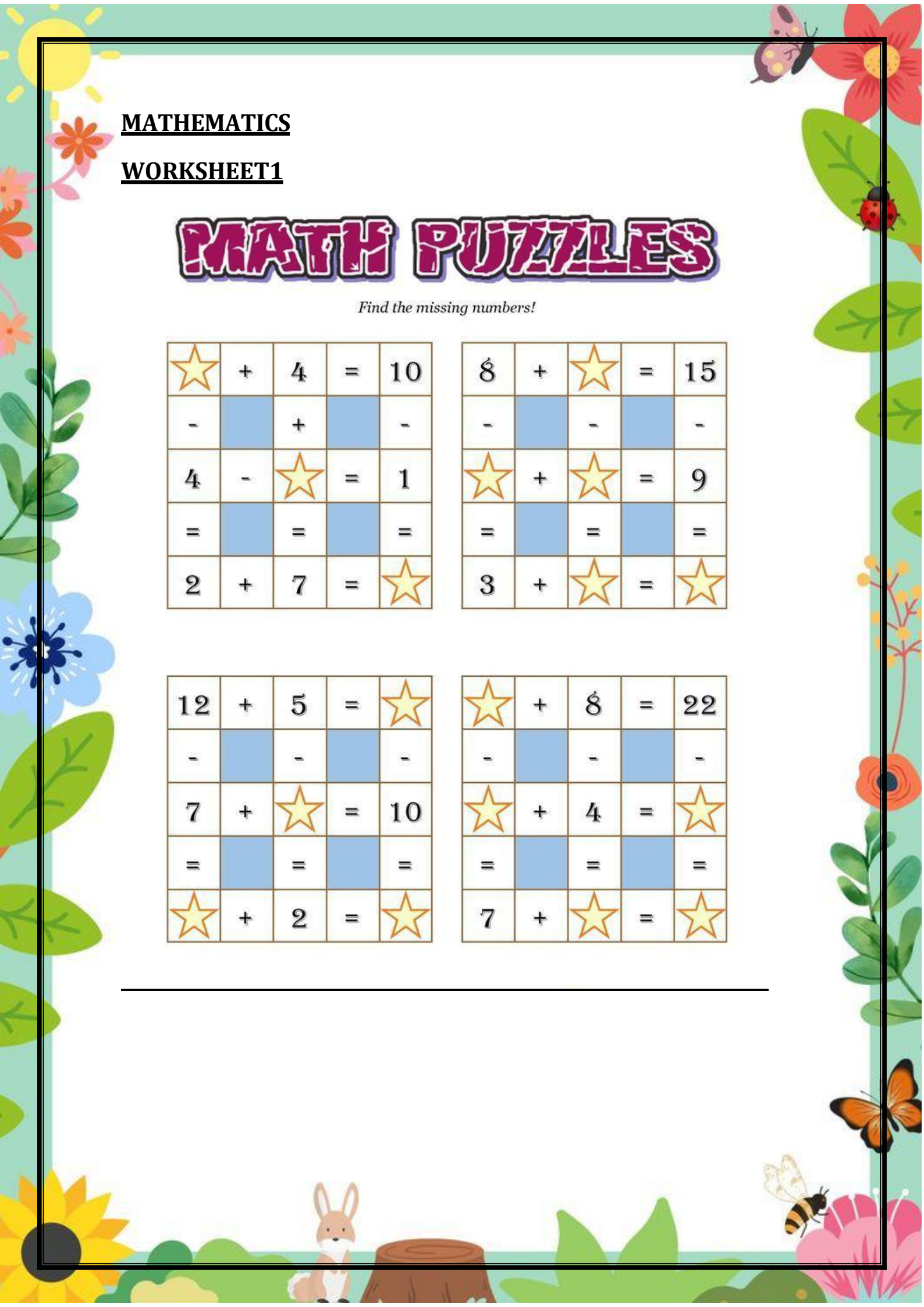
Find the missing numbers!

★	+	4	=	10
-	■	+	■	-
4	-	★	=	1
=	■	=	■	=
2	+	7	=	★

8	+	★	=	15
-	■	-	■	-
★	+	★	=	9
=	■	=	■	=
3	+	★	=	★

12	+	5	=	★
-	■	-	■	-
7	+	★	=	10
=	■	=	■	=
★	+	2	=	★

★	+	8	=	22
-	■	-	■	-
★	+	4	=	★
=	■	=	■	=
7	+	★	=	★



WORKSHEET2

Addition grid
Maths worksheets from urbrainy.com



Try filling in these addition grids. I have done some of the first one for you.

+	2	3	5
1	3	4	6
3	5		
4			

+	1	4	6
2			
4			
5			

+	1	3	4
1			
3			
5			

+	3	4	5
3			
4			
5			

+	2	4	6
3			
4			
6			

+	2	5	7
3			
5			
8			

HINDI WORKSHEET 1

रिक्त स्थान पूरे करो



गु.....ब



गु....या



.....थी



.....ता



ब.....र



.....रंगा



क....म



बा.....



.....ड़



सू.....



ब....री



.....लू

WORKSHEET2

2. सही अक्षर चुनकर खाली स्थान भरिए :

(बू , बा , दी , कि , मु , गि , ला , पी , सू)



ता



पक



जा न



टार



सी





दल

Holiday Home work - Computer

Std. - I

1. Label and color different parts of computer:





2. How is a computer different from you? Write 'Yes' or 'No' against these questions:

a. Can you move?

Can a computer move?

b. Can you remember things?

Can a computer remember things?

c. Do you forget things?

Does a computer forget things?

d. Can you do sums very quickly?

Can a computer do sums very quickly?

e. Do you get tired?

Does a computer get tired?


f. Do you make mistakes?

Does a computer make mistakes?

g. Can you think?

Can a computer think?

6. In the picture of the keyboard below, color or shade the letters that are in your name.



4. Learn the Alphabetical sequence of the Keyboard.

5. Match the term with the correct picture:

Mouse

Keyboard

Speakers

CPU

Printer

Monitor

